

Airdrie

2011 annual business confidence report



headlines

- The second half of 2011 saw a new record in company registrations in Airdrie when compared to any previous second half year.
- November 2011 saw a new record in company closures in Airdrie when compared to any previous November.

contents

new company registrations

closed companies (dissolved)

net company growth

uk company share

director age

director gender

naming trends

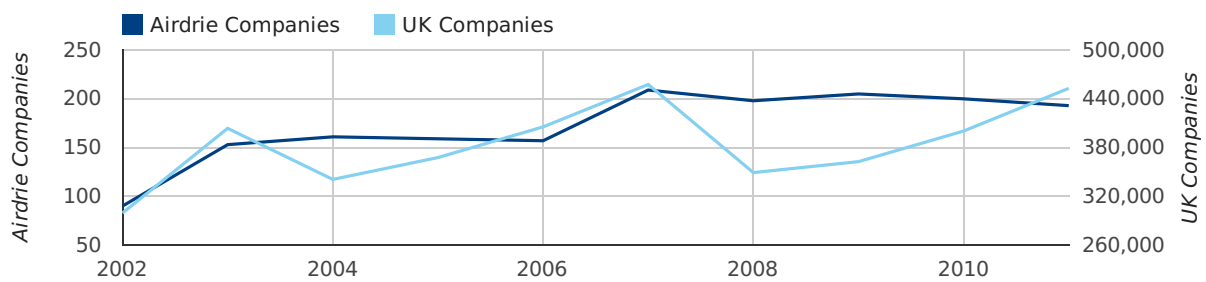
sic data

Annual Data (2011)

A total of 193 companies were formed in Airdrie in 2011. This total is 3.5% lower than in 2010 and compares favourably to the UK figure of a 13.1% growth compared to 400,358 the previous year.

YEAR	AIRDRIE	UK
2011	193	452,870
2010	200	400,358
2009	205	362,675
2008	198	349,203
2007	209	457,649
RECORD YEAR	2007 (209)	2007 (457,649)

new companies by year



Half Year Data (Jul-Dec 2011)

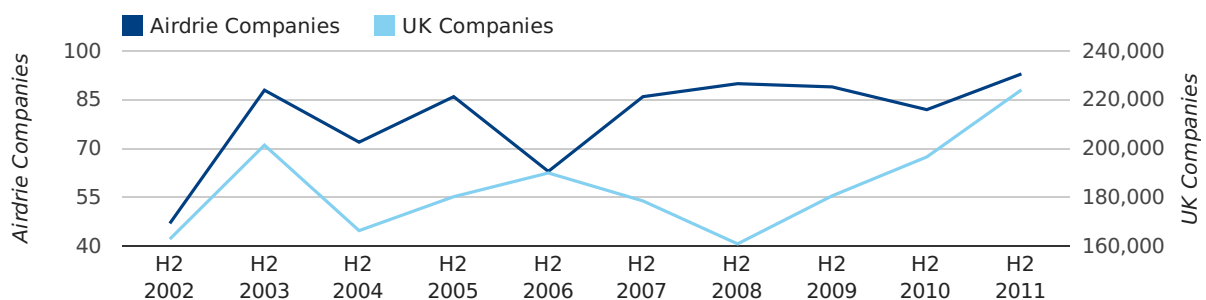
The second half of 2011 saw a new record in company registrations in Airdrie when compared to any previous second half year.

In the second half of 2011 a total of 93 companies were formed in Airdrie. This figure is 13.4% higher than last year, which compares badly to the UK wide figure of 14.0%.

The highest total for a second half year in Airdrie occurred in 2011 when a total of 93 were formed.

HALF YEAR (JUL-DEC)	AIRDRIE	UK
2011	93	224,135
2010	82	196,609
% CHANGE	13.4%	14.0%
RECORD YEAR	2011 (93)	2011 (224,135)

new companies by half year



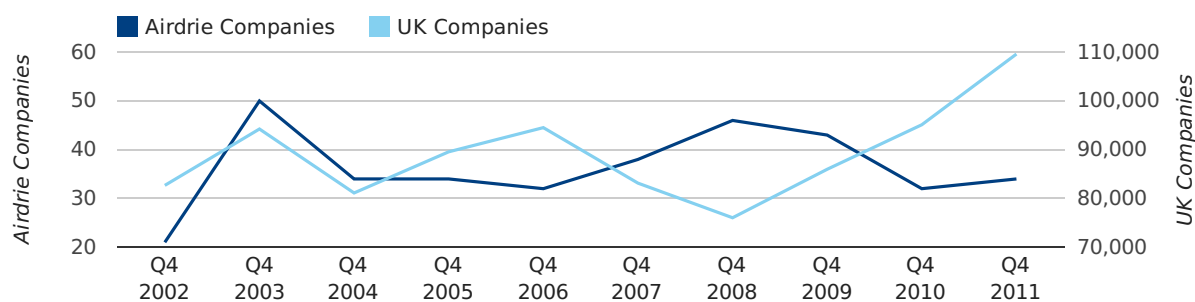
Quarterly Data (Q4 Oct-Dec 2011)

A total of 34 companies were registered in Airdrie during the fourth quarter of 2011 (Oct 2011 - Dec 2011).

This figure is an increase of 6.3% versus the same period last year (Q4 2010). This figure compares badly to the UK as a whole, which saw an increase of 15.3% against the same period last year.

FOURTH QUARTER (OCT 2011 - DEC 2011)	AIRDRIE	UK
2011	34	109,623
2010	32	95,117
% CHANGE	6.3%	15.3%
RECORD YEAR	2003 (50)	2011 (109,623)

new companies by quarter



Monthly Data (Oct, Nov & Dec 2011)

new companies by month



	OCTOBER	NOVEMBER	DECEMBER
NEW COMPANIES IN 2011	13	14	7
NEW COMPANIES IN 2010	13	11	8
% CHANGE	0.0%	27.3%	-12.5%
RECORD YEAR	2008 (20)	2009 (19)	2003 (15)

Annual Data (2011)

A total of 151 companies were dissolved in Airdrie in 2011. This total is 32.3% lower than in 2010 and compares unfavourably to the UK figure of 8.1% decrease compared to the previous year.

YEAR	AIRDRIE	UK
2011	151	314,523
2010	223	342,232
2009	161	533,773
2008	78	237,901
2007	94	220,295
RECORD YEAR	2010 (223)	2009 (533,773)

dissolved companies by year



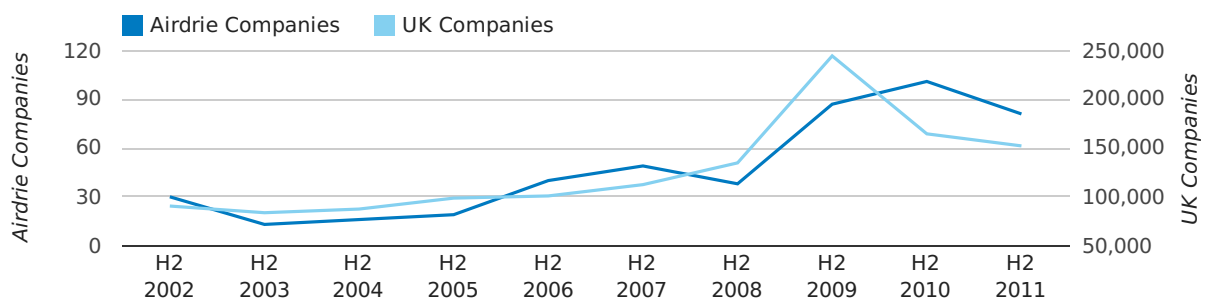
Half Year Data (Jul-Dec 2011)

In the second half of 2011 a total of 81 companies were dissolved in Airdrie. This figure is 19.8% lower than last year, which compares well to the UK wide change of -7.5%.

The highest total for a second half year in Airdrie occurred in 2010 when a total of 101 were closed.

HALF YEAR (JUL-DEC)	AIRDRIE	UK
2011	81	152,213
2010	101	164,601
% CHANGE	-19.8%	-7.5%
RECORD YEAR	2010 (101)	2009 (244,537)

dissolved companies by half year



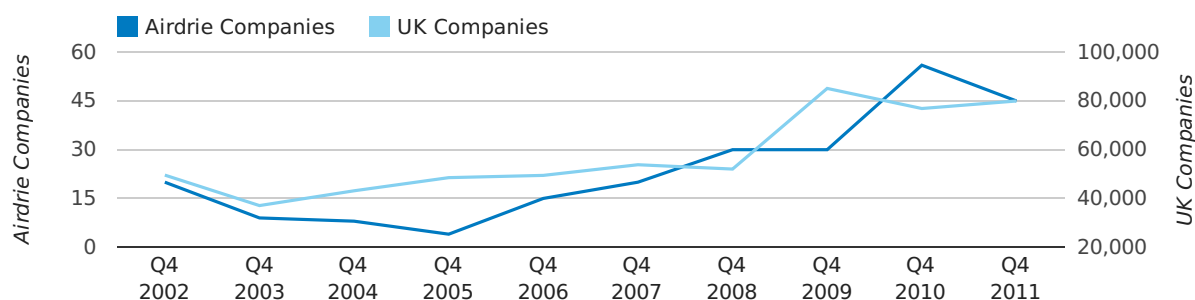
Quarterly Data (Q4 Oct-Dec 2011)

A total of 45 companies were dissolved in Airdrie during the fourth quarter of 2011 (Oct 2011 - Dec 2011).

This figure is a decrease of 19.6% versus the same period last year (Q4 2010). This figure compares well to the UK as a whole, which saw an increase of 4.0% against the same period last year.

FOURTH QUARTER (OCT 2011 - DEC 2011)	AIRDRIE	UK
2011	45	79,983
2010	56	76,896
% CHANGE	-19.6%	4.0%
RECORD YEAR	2010 (56)	2009 (85,136)

dissolved companies by quarter



Monthly Data (Oct, Nov & Dec 2011)

November 2011 saw a new record in company closures in Airdrie when compared to any previous November.

dissolved companies by month



	OCTOBER	NOVEMBER	DECEMBER
CLOSED COMPANIES IN 2011	14	19	12
CLOSED COMPANIES IN 2010	28	13	15
% CHANGE	-50.0%	46.2%	-20%
RECORD YEAR	2010 (28)	2011 (19)	2010 (15)

Annual Data (2011)

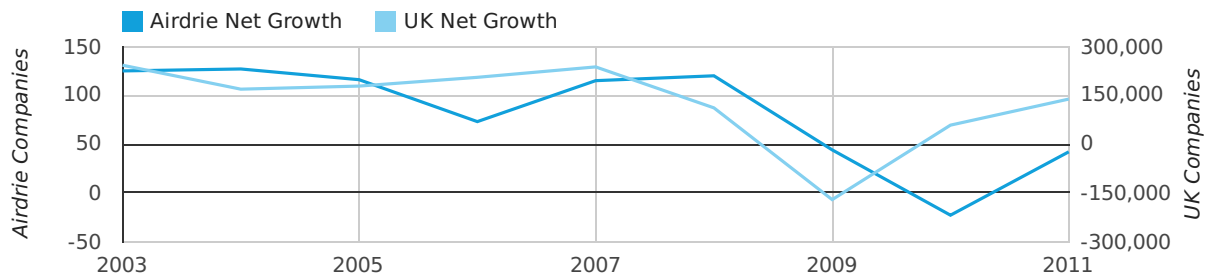
A total of 42 companies were added to the company register for Airdrie in 2011. This number represents growth of 21.0% which compares unfavourably to the UK figure of 34.6%.

This number is 65 companies higher than the previous year.

The highest net company growth figure ever seen in one year came in 2004 when the Airdrie company register grew by 127 companies.

YEAR	AIRDRIE	UK
2011	42	138,347
2010	-23	58,126
2009	44	-171,098
2008	120	111,302
2007	115	237,354
RECORD YEAR	2004 (127)	2003 (242,543)

net growth by year

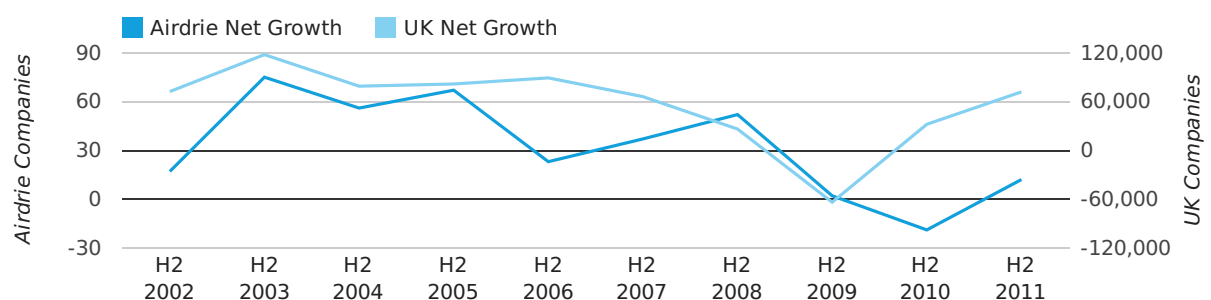


Half Year Data (Jul-Dec 2011)

In the second half of 2011 the company register for Airdrie increased by 12 companies. This figure is 163.2% lower than last year, which compares badly to a UK increase of 124.7%.

HALF YEAR (JUL-DEC)	AIRDRIE	UK
2011	12	71,922
2010	-19	32,008
% CHANGE	-163.2%	124.7%
RECORD YEAR	2003 (75)	2003 (117,772)

net growth by half year



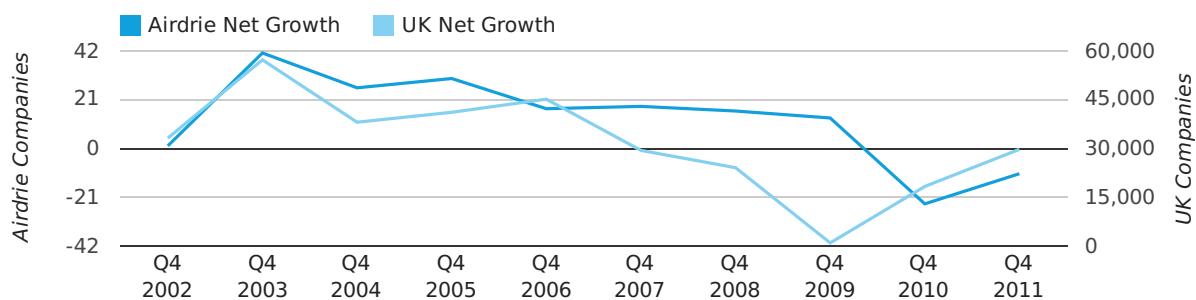
Quarterly Data (Q4 Oct-Dec 2011)

Net company growth for Airdrie during the fourth quarter of 2011 (Oct 2011 - Dec 2011) was -11 companies.

This represents an increase of 54.2% on the same period last year.

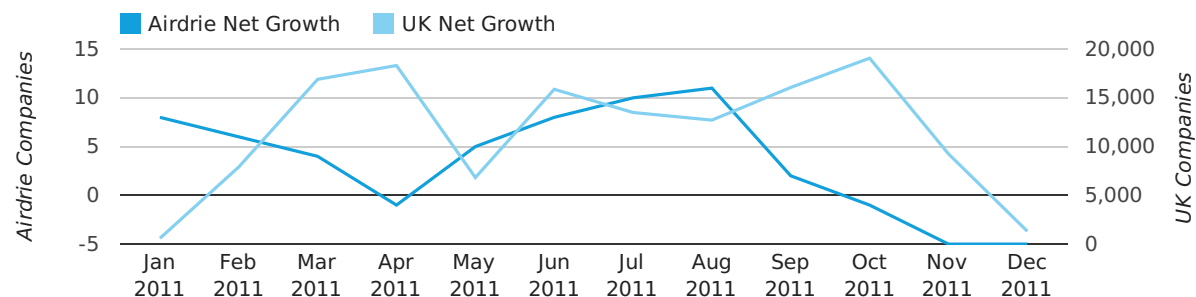
FOURTH QUARTER (OCT 2011 - DEC 2011)	AIRDRIE	UK
2011	-11	29,640
2010	-24	18,221
% CHANGE	-54.2%	62.7%
RECORD YEAR	2003 (41)	2003 (57,175)

net growth by quarter



Monthly Data (Oct, Nov & Dec 2011)

net growth by month



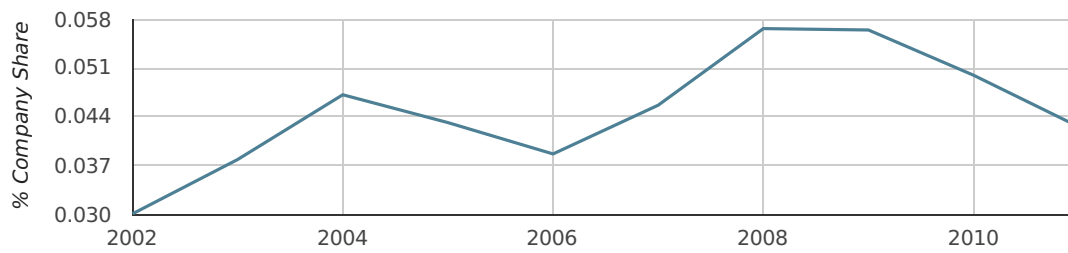
	OCTOBER	NOVEMBER	DECEMBER
NET GROWTH IN 2011	-1	-5	-5
NET GROWTH IN 2010	-15	-2	-7
% CHANGE	-93.3%	150.0%	-28.6%
RECORD YEAR	2003 (14)	2003 (16)	2005 (12)

Annual Data (2011)

In 2011 Airdrie formed 0.0% of all UK companies. This is a decline on 2010 when Airdrie was responsible for 0.1% of all UK companies.

YEAR	AIRDRIE
2011	0.0%
2010	0.1%
2009	0.1%
2008	0.1%
2007	0.0%
RECORD YEAR (SINCE 1960)	2008 (0.1%)

company share by year

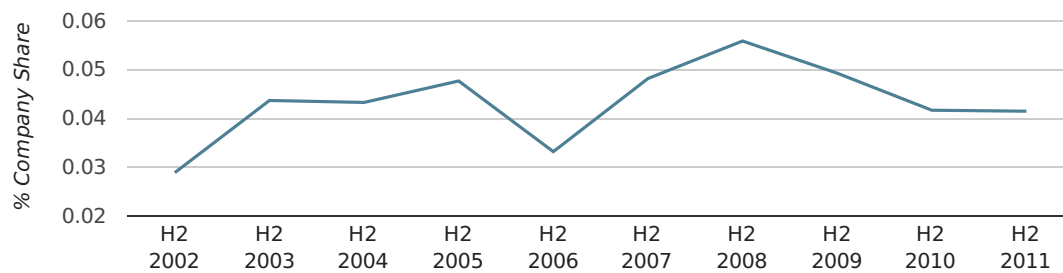


Half Year Data (Jul-Dec 2011)

In the second half of 2011 Airdrie formed 0.0% of all UK companies. This is the same as the 2010 figure of 0.0%.

HALF YEAR (JUL-DEC)	AIRDRIE
2011	0.0%
2010	0.0%
2009	0.0%
2008	0.1%
2007	0.0%
RECORD YEAR (SINCE 1960)	1975 (0.1%)

company share by half year

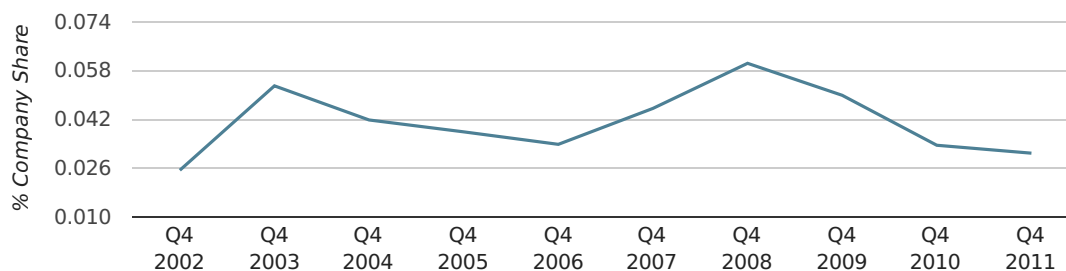


Quarterly Data (Q4 Oct-Dec 2011)

In the fourth quarter of 2011, Airdrie formed 0.0% of all UK companies.

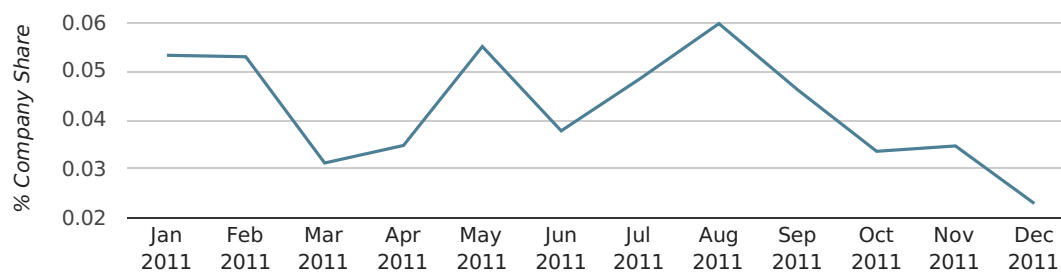
FOURTH QUARTER (OCT 2011 - DEC 2011)	AIRDRIE
2011	0.0%
2010	0.0%
2009	0.1%
2008	0.1%
2007	0.0%
RECORD YEAR (SINCE 1960)	1963 (0.1%)

company share by quarter



Monthly Data (Oct, Nov & Dec 2011)

company share by month



	OCTOBER	NOVEMBER	DECEMBER
UK FORMATION SHARE IN 2011	0.0%	0.0%	0.0%
UK FORMATION SHARE IN 2010	0.0%	0.0%	0.0%
% CHANGE	-13.0%	8.4%	-22.4%
RECORD YEAR	1985 (0.3%)	1980 (0.1%)	1963 (0.3%)

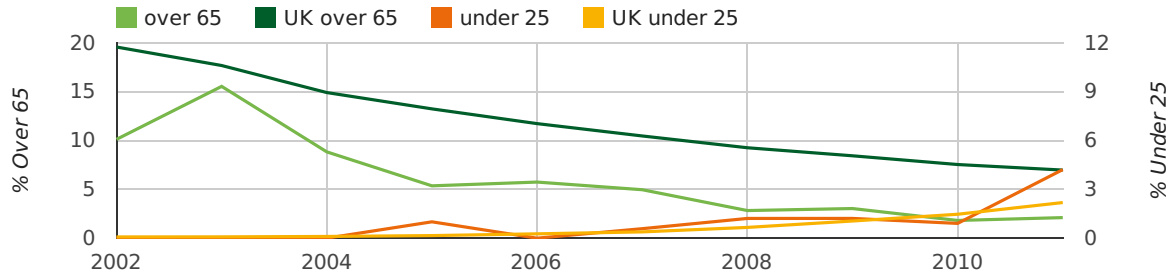
Annual Data (2011)

The average age of a director in 2011 was 41.9.

The percentage of directors under the age of 25 was 4.2% compared to the UK figure of 3.7%.

The percentage of directors over the age of 65 was 2.1% compared to the UK figure of 4.2%.

director age by year



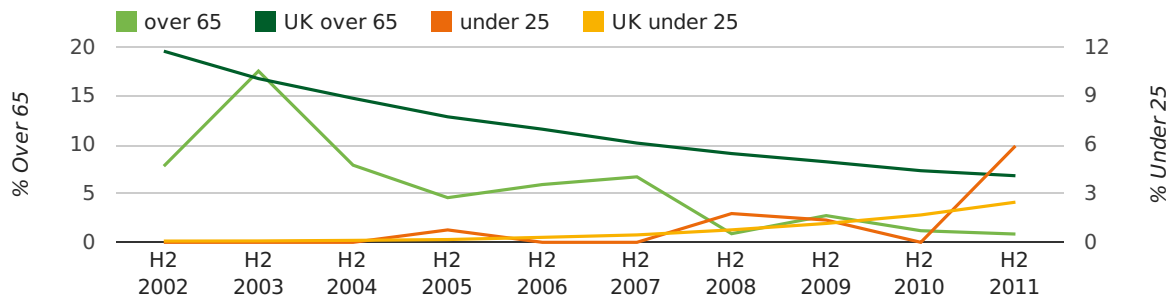
Half Year Data (Jul-Dec 2011)

The average age of a director in the second half of 2011 was 42.1.

The percentage of directors under the age of 25 was 5.9% compared to the UK figure of 4.1%.

The percentage of directors over the age of 65 was 0.8% compared to the UK figure of 4.1%.

director age by half year



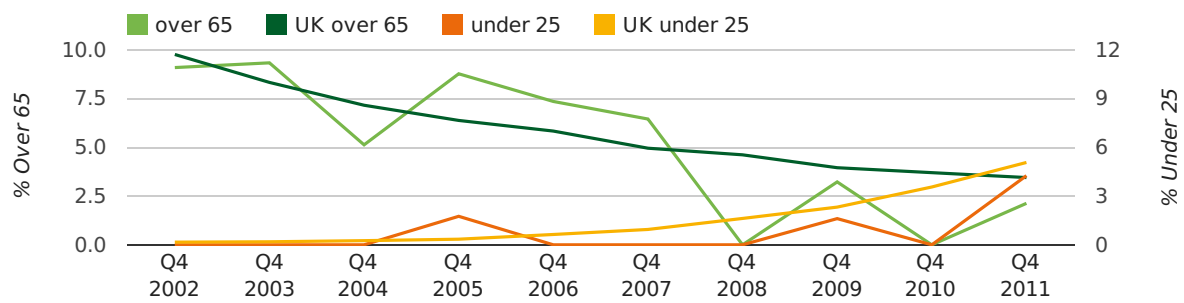
Quarterly Data (Q4 Oct-Dec 2011)

The average age of a director in the fourth quarter of 2011 was 44.1.

The percentage of directors under the age of 25 was 4.3% compared to the UK figure of 4.2%.

The percentage of directors over the age of 65 was 2.1% compared to the UK figure of 4.1%.

director age by quarter

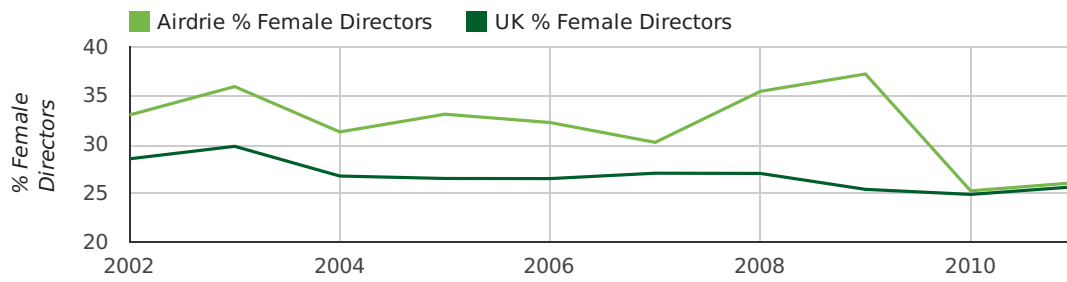


Annual Data (2011)

The record year for female directors in Airdrie was 1857 when 36.4% of all directors were female.

The percentage of female directors in Airdrie in 2011 was 33.1%. The average for the UK during this time was 28.6%

director gender by year

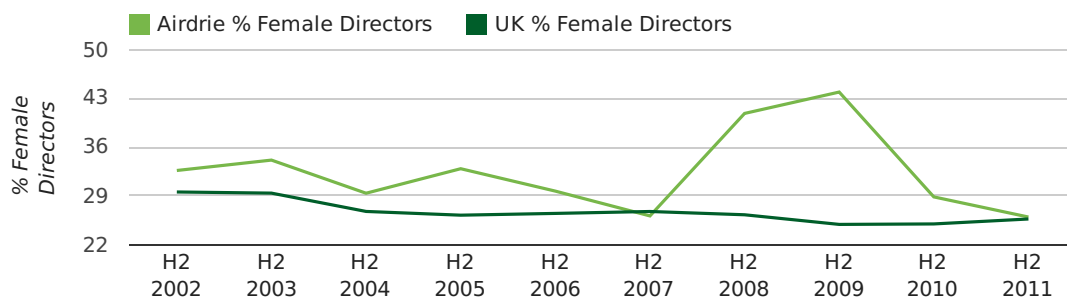


Half Year Data (Jul-Dec 2011)

The record second half year for female directors in Airdrie was 1860 when 42.9% of all directors were female.

26.0% of all director appointments in Airdrie in the second half of 2011 were female. This compares to a UK average of 25.7% for the same period.

director gender by half year

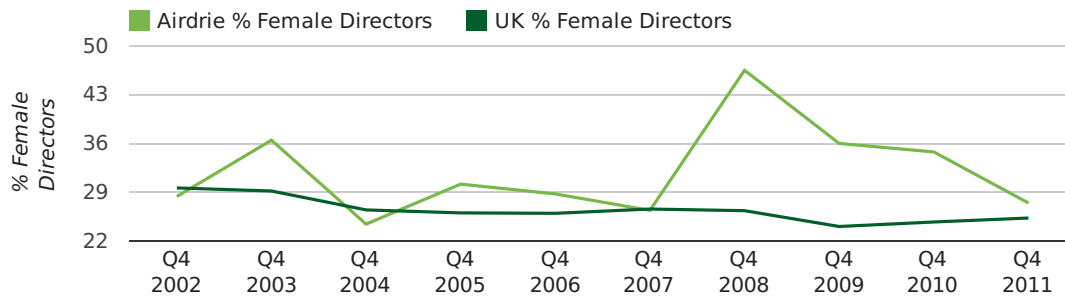


Quarterly Data (Q4 Oct-Dec 2011)

The record fourth quarter for female directors in Airdrie was in 1977 when 31.1% of all directors were female.

27.5% of all director appointments in Airdrie in the fourth quarter of 2011 were female. This compares to a UK average of 25.3% for the same period.

director gender by quarter



Previous 12 months (Dec 2010-Dec 2011)

Excluding: LIMITED, LTD, &, UK, SERVICES, THE, (UK), AND, LTD., A, LLP, SOLUTIONS, COMPANY, OF.

WORD	PERCENTAGE	UK WORD	UK PERCENTAGE
(SCOTLAND)	1.63%	CONSULTING	5.07%
SYSTEMS	1.36%	MANAGEMENT	4.74%
BUILDING	1.36%	CONSULTANCY	3.26%
CONSTRUCTION	1.36%	PROPERTY	2.37%
BUILDERS	1.09%	TRADING	2.07%
PROPERTIES	1.09%	DESIGN	1.92%
CONSULTING	1.09%	ASSOCIATES	1.86%
MANAGEMENT	0.82%	ENGINEERING	1.78%
DESIGN	0.82%	BUSINESS	1.78%
SCOTLAND	0.82%	CONSULTANTS	1.76%
M	0.82%	CONSTRUCTION	1.73%
MAINTENANCE	0.82%	MEDIA	1.71%
ENGINEERING	0.82%	LONDON	1.63%
CENTRE	0.82%	J	1.51%
ELECTRICAL	0.82%	INVESTMENTS	1.48%
MEDIA	0.54%	GLOBAL	1.46%
DEVELOPMENTS	0.54%	IT	1.41%
ASSOCIATES	0.54%	CARE	1.39%
TRAINING	0.54%	PROPERTIES	1.29%
GFS	0.54%	ELECTRICAL	1.29%
F	0.54%	M	1.27%
DR	0.54%	BUILDING	1.26%
J	0.54%	ENERGY	1.25%
FOODS	0.54%	S	1.20%
INTERIORS	0.54%	ENTERPRISES	1.20%

Previous 36 months, excluding companies less than 12 months old

SIC CODE	NUMBER OF COMPANIES	UK COMPANIES
None Supplied	103	205,525
7487 - Other business activities	21	57,052
96090 - Other service activities not elsewhere classified	14	11,768
99999 - Dormant Company	13	21,846
82990 - Other business support service activities not elsewhere classified	11	32,483
41100 - Development of building projects	9	4,331
4521 - General construction & civil engineering	8	5,558
9999 - Dormant Company	7	20,199
70229 - Management consultancy activities other than financial management	7	17,765
43999 - Other specialised construction activities not elsewhere classified	7	3,342
41201 - Construction of commercial buildings	6	1,500
43320 - Joinery installation	6	1,158
6024 - Freight transport by road	6	2,280
45200 - Maintenance and repair of motor vehicles	6	2,452
5530 - Restaurants	5	5,013
42990 - Construction of other civil engineering projects not elsewhere classified	5	1,441
4525 - Other special trades construction	5	1,651
9305 - Other service activities	5	9,492
5020 - Maintenance & repair of motors	5	1,409
74909 - Other professional, scientific and technical activities not elsewhere classified	4	8,671