

Ascot

2011 half year business confidence report



headlines

- The first half of 2011 saw a new record in company registrations in Ascot when compared to any previous first half year.
- The first half of 2011 was a record first half year for company registrations in Ascot when compared to any half year in history.
- Q2 2011 saw a new record in company registrations in Ascot when compared to any previous Q2.
- Q2 2011 was a record quarter for company registrations in Ascot when compared to any quarter in history.
- June 2011 saw a new record in company registrations in Ascot when compared to any previous June.
- June 2011 was a record month for company registrations in Ascot when compared to any month in history.
- The first half of 2011 saw a new record in net growth in Ascot when compared to any previous first half year.
- The first half of 2011 was a record first half year for net growth in Ascot when compared to any half year in history.
- Q2 2011 saw a new record in net growth in Ascot when compared to any previous Q2.
- Q2 2011 was a record quarter for net growth in Ascot when compared to any quarter in history.
- June 2011 saw a new record in net growth in Ascot when compared to any previous June.
- June 2011 was a record month for net growth in Ascot when compared to any month in history.

contents

new company registrations

closed companies (dissolved)

net company growth

uk company share

director age

director gender

naming trends

sic data

Half Year Data (Jan-Jun 2011)

The first half of 2011 saw a new record in company registrations in Ascot when compared to any previous first half year.

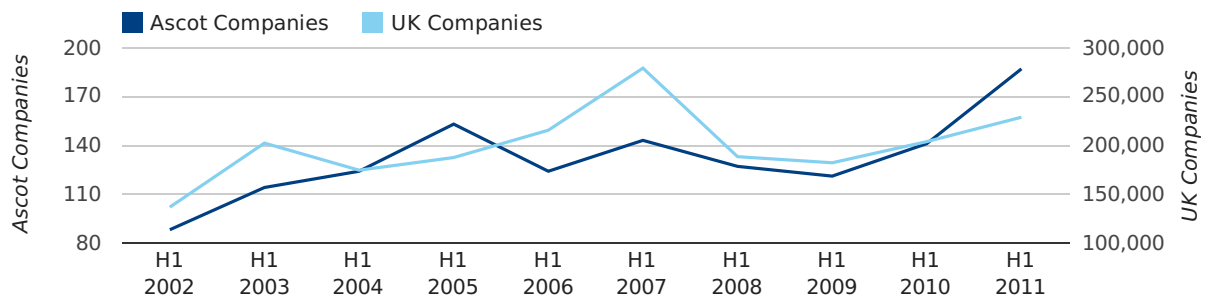
The first half of 2011 was a record first half year for company registrations in Ascot when compared to any half year in history.

In the first half of 2011 a total of 187 companies were formed in Ascot. This figure is 32.6% higher than last year, which compares well to the UK wide figure of 12.3%.

The highest total for a first half year in Ascot occurred in 2011 when a total of 187 were formed.

HALF YEAR (JAN-JUN)	ASCOT	UK
2011	187	228,735
2010	141	203,749
% CHANGE	32.6%	12.3%
RECORD YEAR	2011 (187)	2007 (279,097)

new companies by half year



Quarterly Data (Q2 Apr-Jun 2011)

Q2 2011 saw a new record in company registrations in Ascot when compared to any previous Q2.

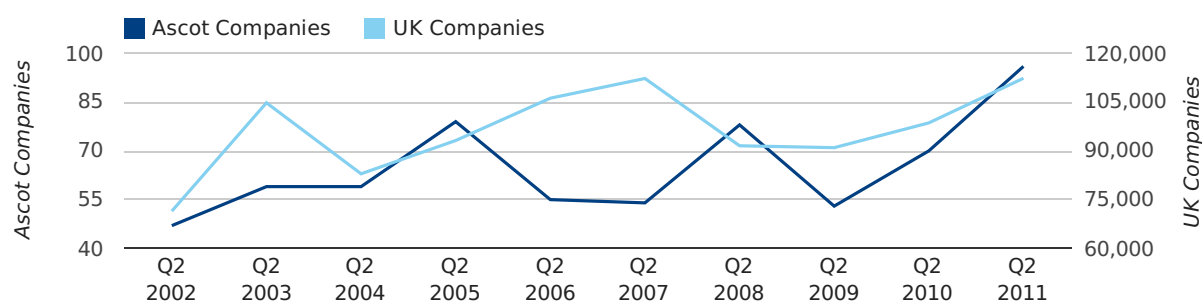
Q2 2011 was a record quarter for company registrations in Ascot when compared to any quarter in history.

A total of 96 companies were registered in Ascot during the second quarter of 2011 (Apr 2011 - Jun 2011).

This figure is an increase of 37.1% versus the same period last year (Q2 2010). This figure compares well to the UK as a whole, which saw an increase of 13.9% against the same period last year.

SECOND QUARTER (APR 2011 - JUN 2011)	ASCOT	UK
2011	96	112,344
2010	70	98,612
% CHANGE	37.1%	13.9%
RECORD YEAR	2011 (96)	2011 (112,344)

new companies by quarter



Monthly Data (Apr, May & Jun 2011)

June 2011 saw a new record in company registrations in Ascot when compared to any previous June.

June 2011 was a record month for company registrations in Ascot when compared to any month in history.

new companies by month



	APRIL	MAY	JUNE
NEW COMPANIES IN 2011	24	20	52
NEW COMPANIES IN 2010	17	33	20
% CHANGE	41.2%	-39.4%	160.0%
RECORD YEAR	2005 (45)	2010 (33)	2011 (52)

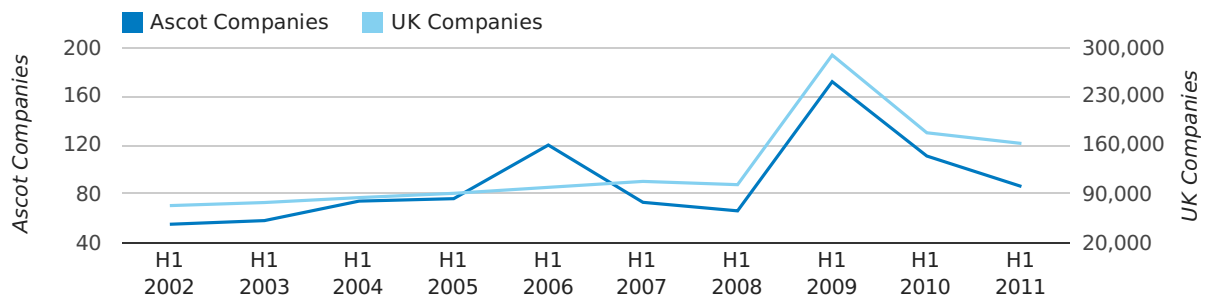
Half Year Data (Jan-Jun 2011)

In the first half of 2011 a total of 86 companies were dissolved in Ascot. This figure is 22.5% lower than last year, which compares well to the UK wide change of -8.6%.

The highest total for a first half year in Ascot occurred in 2009 when a total of 172 were closed.

HALF YEAR (JAN-JUN)	ASCOT	UK
2011	86	162,310
2010	111	177,631
% CHANGE	-22.5%	-8.6%
RECORD YEAR	2009 (172)	2009 (289,236)

dissolved companies by half year



Quarterly Data (Q2 Apr-Jun 2011)

A total of 34 companies were dissolved in Ascot during the second quarter of 2011 (Apr 2011 - Jun 2011).

This figure is a decrease of 32.0% versus the same period last year (Q2 2010). This figure compares well to the UK as a whole, which saw a decrease of 24.9% against the same period last year.

SECOND QUARTER (APR 2011 - JUN 2011)	ASCOT	UK
2011	34	71,324
2010	50	94,954
% CHANGE	-32.0%	-24.9%
RECORD YEAR	2009 (113)	2009 (181,176)

dissolved companies by quarter



Monthly Data (Apr, May & Jun 2011)

dissolved companies by month



	APRIL	MAY	JUNE
CLOSED COMPANIES IN 2011	11	13	10
CLOSED COMPANIES IN 2010	17	26	7
% CHANGE	-35.3%	-50.0%	43%
RECORD YEAR	2009 (26)	2009 (62)	2006 (43)

Half Year Data (Jan-Jun 2011)

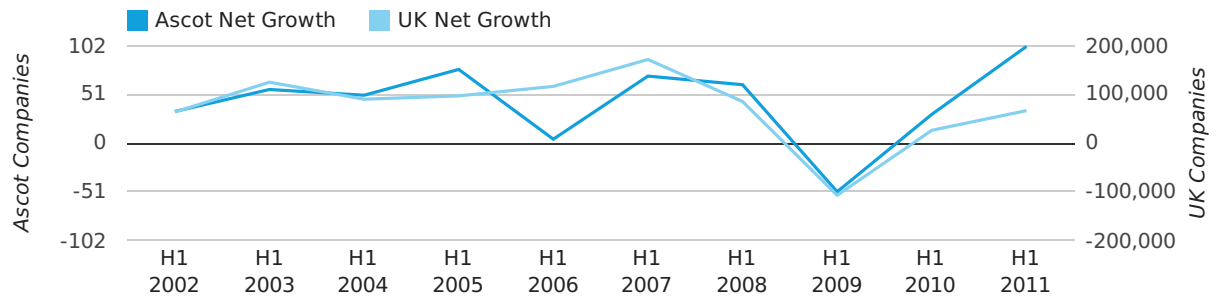
The first half of 2011 saw a new record in net growth in Ascot when compared to any previous first half year.

The first half of 2011 was a record first half year for net growth in Ascot when compared to any half year in history.

In the first half of 2011 the company register for Ascot increased by 101 companies. This figure is 236.7% higher than last year, which compares well to a UK increase of 154.3%.

HALF YEAR (JAN-JUN)	ASCOT	UK
2011	101	66,425
2010	30	26,118
% CHANGE	236.7%	154.3%
RECORD YEAR	2011 (101)	2007 (171,296)

net growth by half year



Quarterly Data (Q2 Apr-Jun 2011)

Q2 2011 saw a new record in net growth in Ascot when compared to any previous Q2.

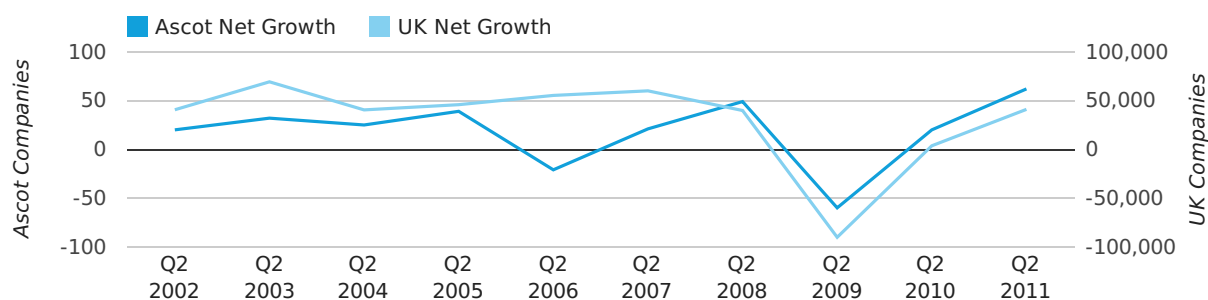
Q2 2011 was a record quarter for net growth in Ascot when compared to any quarter in history.

Net company growth for Ascot during the second quarter of 2011 (Apr 2011 - Jun 2011) was 62 companies.

This represents an increase of 210.0% on the same period last year.

SECOND QUARTER (APR 2011 - JUN 2011)	ASCOT	UK
2011	62	41,020
2010	20	3,658
% CHANGE	210.0%	1,021.4%
RECORD YEAR	2011 (62)	2003 (69,274)

net growth by quarter

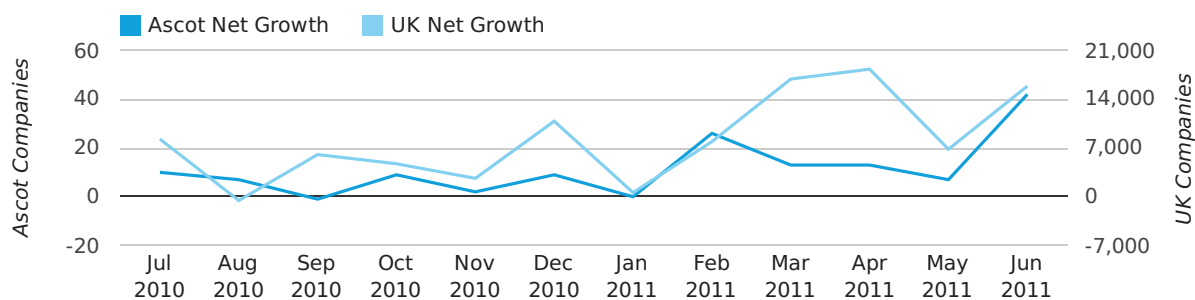


Monthly Data (Apr, May & Jun 2011)

June 2011 saw a new record in net growth in Ascot when compared to any previous June.

June 2011 was a record month for net growth in Ascot when compared to any month in history.

net growth by month



Warning: Division by zero in /var/clients/duport/v3/website/confidence-reports/includes/parseBlurb.php(96) : eval()'d code on line 1 Warning: Division by zero in /var/clients/duport/v3/website/confidence-reports/includes/parseBlurb.php(96) : eval()'d code on line 1

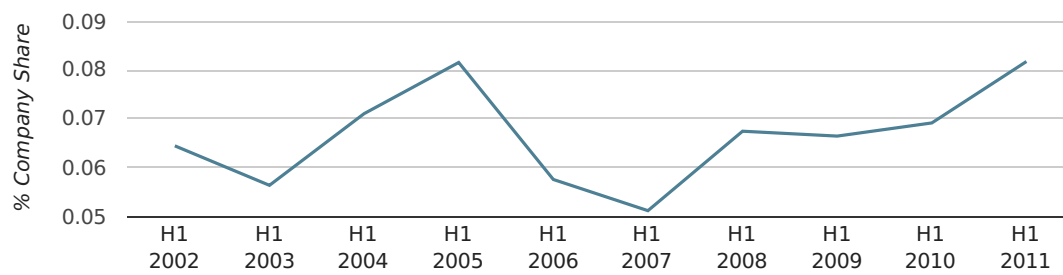
	APRIL	MAY	JUNE
NET GROWTH IN 2011	13	7	42
NET GROWTH IN 2010	0	7	13
% CHANGE	0.0%	0.0%	223.1%
RECORD YEAR	2005 (37)	2000 (16)	2011 (42)

Half Year Data (Jan-Jun 2011)

In the first half of 2011 Ascot formed 0.1% of all UK companies. This is the same as the 2010 figure of 0.1%.

HALF YEAR (JAN-JUN)	ASCOT
2011	0.1%
2010	0.1%
2009	0.1%
2008	0.1%
2007	0.1%
RECORD YEAR (SINCE 1960)	1966 (0.1%)

company share by half year

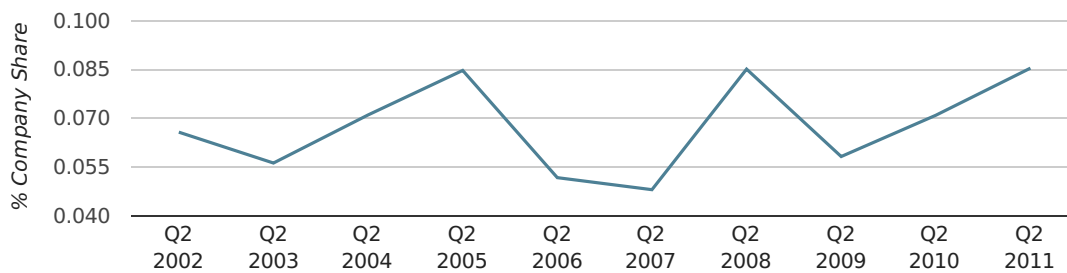


Quarterly Data (Q2 Apr-Jun 2011)

In the second quarter of 2011, Ascot formed 0.1% of all UK companies.

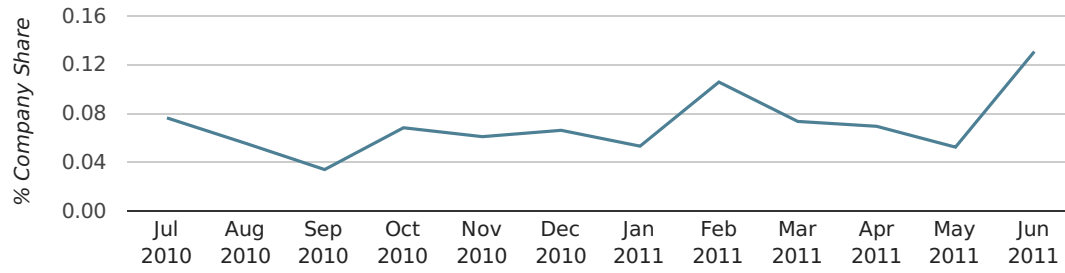
SECOND QUARTER (APR 2011 - JUN 2011)	ASCOT
2011	0.1%
2010	0.1%
2009	0.1%
2008	0.1%
2007	0.0%
RECORD YEAR (SINCE 1960)	1966 (0.1%)

company share by quarter



Monthly Data (Apr, May & Jun 2011)

company share by month



	APRIL	MAY	JUNE
UK FORMATION SHARE IN 2011	0.1%	0.1%	0.1%
UK FORMATION SHARE IN 2010	0.1%	0.1%	0.1%
% CHANGE	36.7%	-52.2%	130.5%
RECORD YEAR	1966 (0.4%)	1995 (0.2%)	1978 (0.1%)

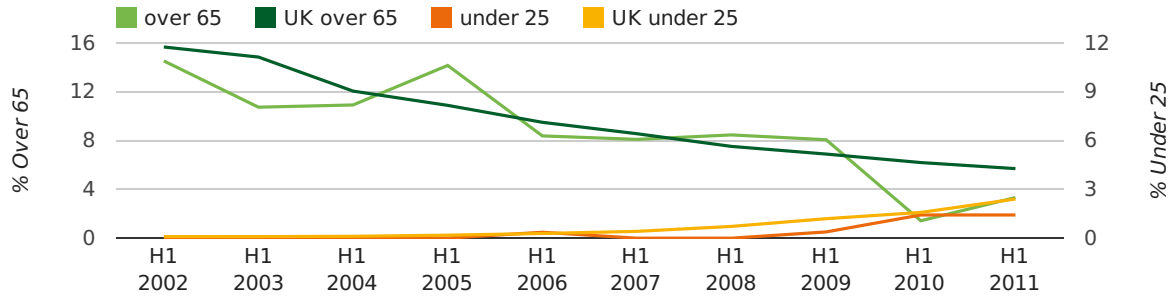
Half Year Data (Jan-Jun 2011)

The average age of a director in the first half of 2011 was 43.8.

The percentage of directors under the age of 25 was 1.4% compared to the UK figure of 3.2%.

The percentage of directors over the age of 65 was 3.3% compared to the UK figure of 4.3%.

director age by half year



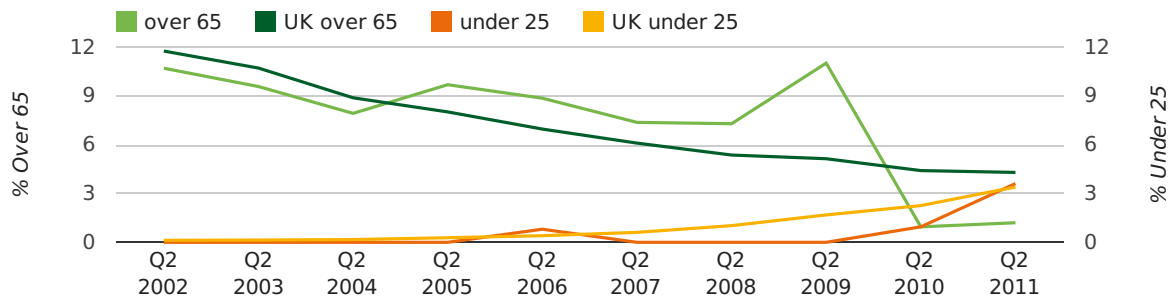
Quarterly Data (Q2 Apr-Jun 2011)

The average age of a director in the second quarter of 2011 was 42.8.

The percentage of directors under the age of 25 was 3.6% compared to the UK figure of 3.4%.

The percentage of directors over the age of 65 was 1.2% compared to the UK figure of 4.3%.

director age by quarter

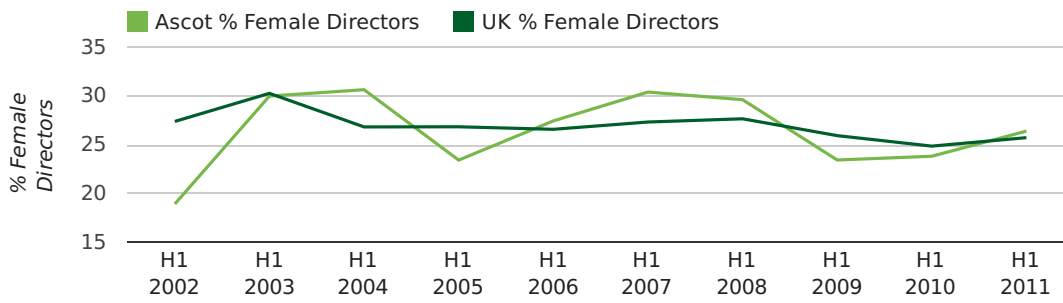


Half Year Data (Jan-Jun 2011)

The record first half year for female directors in Ascot was 1857 when 40.0% of all directors were female.

26.4% of all director appointments in Ascot in the first half of 2011 were female. This compares to a UK average of 25.7% for the same period.

director gender by half year

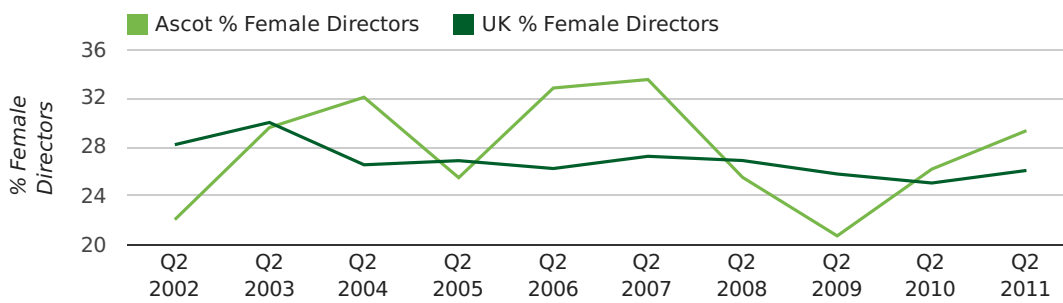


Quarterly Data (Q2 Apr-Jun 2011)

The record second quarter for female directors in Ascot was in 1866 when 66.7% of all directors were female.

29.3% of all director appointments in Ascot in the second quarter of 2011 were female. This compares to a UK average of 26.1% for the same period.

director gender by quarter



Previous 12 months (Jun 2010-Jun 2011)

Excluding: LIMITED, LTD, &, UK, SERVICES, THE, (UK), AND, LTD., A, LLP, SOLUTIONS, COMPANY, OF.

WORD	PERCENTAGE	UK WORD	UK PERCENTAGE
PUBLISHING	3.97%	CONSULTING	5.09%
CONSULTING	2.65%	MANAGEMENT	4.86%
CONSULTANCY	1.89%	CONSULTANCY	3.17%
ASCOT	1.70%	PROPERTY	2.43%
MANAGEMENT	0.95%	TRADING	2.05%
SYSTEMS	0.95%	DESIGN	1.94%
MARKETING	0.76%	ASSOCIATES	1.92%
PUBLICATIONS	0.76%	BUSINESS	1.87%
J	0.76%	CONSTRUCTION	1.77%
MUSIC	0.57%	CONSULTANTS	1.76%
MEDIA	0.57%	MEDIA	1.73%
COMMUNICATIONS	0.57%	ENGINEERING	1.67%
ENVIRONMENTAL	0.57%	LONDON	1.60%
D	0.57%	GLOBAL	1.46%
CENTRE	0.57%	J	1.44%
WORKS	0.57%	CARE	1.44%
SUNNINGDALE	0.57%	INVESTMENTS	1.42%
C	0.57%	IT	1.39%
SUNNINGHILL	0.57%	BUILDING	1.32%
GOLD	0.57%	PROPERTIES	1.31%
SERVICE	0.57%	ELECTRICAL	1.30%
CONSULTANTS	0.57%	M	1.27%
TRADING	0.57%	S	1.23%
FILMS	0.38%	ENTERPRISES	1.20%
B	0.38%	SYSTEMS	1.20%

Previous 36 months, excluding companies less than 12 months old

SIC CODE	NUMBER OF COMPANIES	UK COMPANIES
None Supplied	113	202,072
7487 - Other business activities	42	60,758
82990 - Other business support service activities not elsewhere classified	22	30,647
9999 - Dormant Company	21	20,111
70229 - Management consultancy activities other than financial management	18	16,419
7414 - Business & management consultancy	17	13,053
99999 - Dormant Company	13	18,918
62020 - Information technology consultancy activities	10	10,545
7499 - Non-trading company	9	10,955
7260 - Other computer related activities	8	7,849
4521 - General construction & civil engineering	8	5,928
62090 - Other information technology service activities	7	7,095
74990 - Non-trading company	6	8,481
68100 - Buying and selling of own real estate	6	2,543
7222 - Other software consultancy and supply	6	7,143
43210 - Electrical installation	5	3,085
74909 - Other professional, scientific and technical activities not elsewhere classified	5	7,835
7011 - Development & sell real estate	5	2,491
69201 - Accounting and auditing activities	4	3,394
96090 - Other service activities not elsewhere classified	4	10,322