

Carlisle

2011 half year business confidence report



contents

new company registrations

closed companies (dissolved)

net company growth

uk company share

director age

director gender

naming trends

sic data

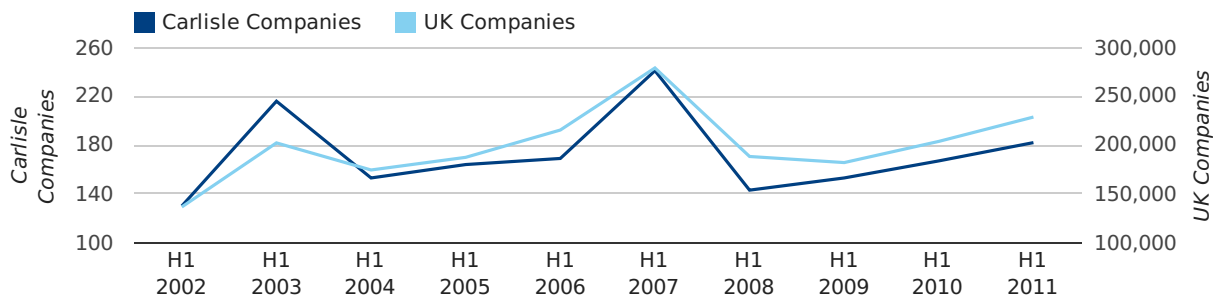
Half Year Data (Jan-Jun 2011)

In the first half of 2011 a total of 182 companies were formed in Carlisle. This figure is 9.0% higher than last year, which compares badly to the UK wide figure of 12.3%.

The highest total for a first half year in Carlisle occurred in 2007 when a total of 241 were formed.

HALF YEAR (JAN-JUN)	CARLISLE	UK
2011	182	228,735
2010	167	203,749
% CHANGE	9.0%	12.3%
RECORD YEAR	2007 (241)	2007 (279,097)

new companies by half year



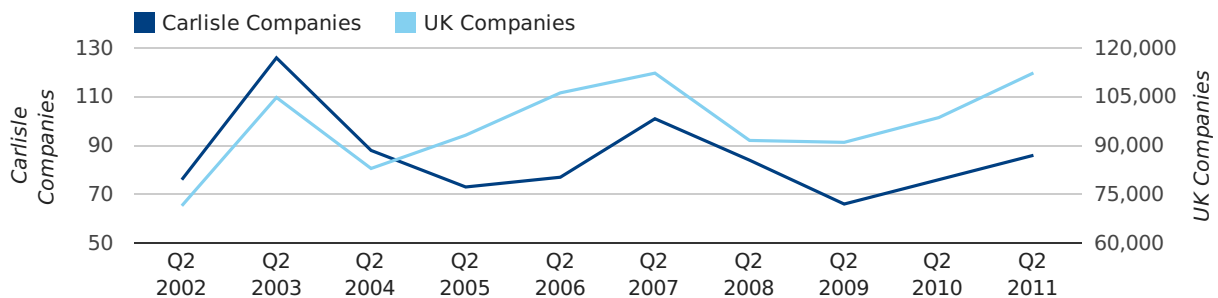
Quarterly Data (Q2 Apr-Jun 2011)

A total of 86 companies were registered in Carlisle during the second quarter of 2011 (Apr 2011 - Jun 2011).

This figure is an increase of 13.2% versus the same period last year (Q2 2010). This figure compares equally to the UK as a whole, which saw an increase of 13.9% against the same period last year.

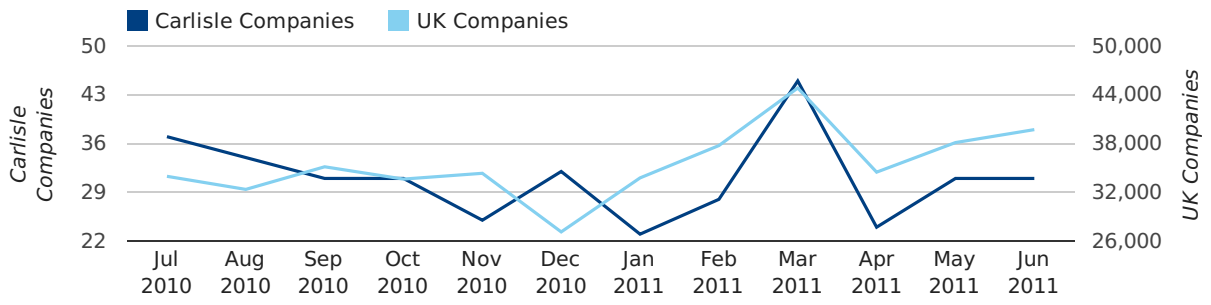
SECOND QUARTER (APR 2011 - JUN 2011)	CARLISLE	UK
2011	86	112,344
2010	76	98,612
% CHANGE	13.2%	13.9%
RECORD YEAR	2003 (126)	2011 (112,344)

new companies by quarter



Monthly Data (Apr, May & Jun 2011)

new companies by month



	APRIL	MAY	JUNE
NEW COMPANIES IN 2011	24	31	31
NEW COMPANIES IN 2010	24	28	24
% CHANGE	0.0%	10.7%	29.2%
RECORD YEAR	2003 (41)	2003 (42)	2003 (43)

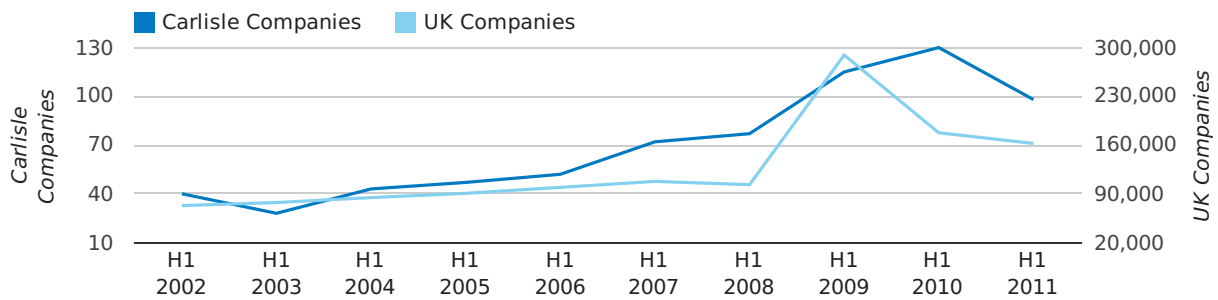
Half Year Data (Jan-Jun 2011)

In the first half of 2011 a total of 98 companies were dissolved in Carlisle. This figure is 24.6% lower than last year, which compares well to the UK wide change of -8.6%.

The highest total for a first half year in Carlisle occurred in 2010 when a total of 130 were closed.

HALF YEAR (JAN-JUN)	CARLISLE	UK
2011	98	162,310
2010	130	177,631
% CHANGE	-24.6%	-8.6%
RECORD YEAR	2010 (130)	2009 (289,236)

dissolved companies by half year



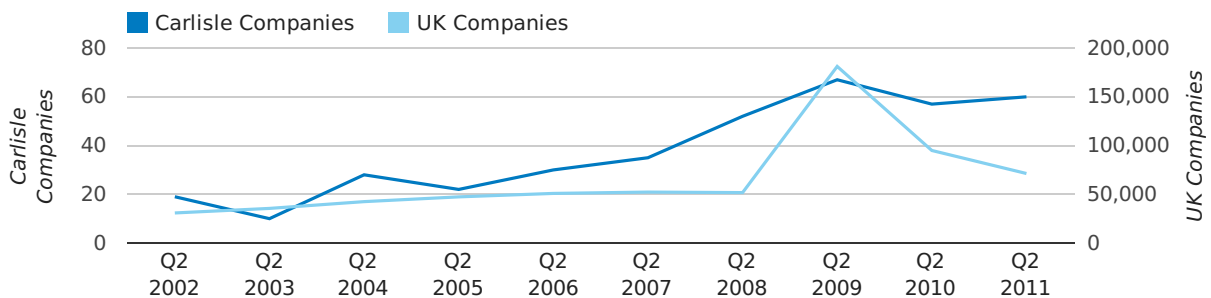
Quarterly Data (Q2 Apr-Jun 2011)

A total of 60 companies were dissolved in Carlisle during the second quarter of 2011 (Apr 2011 - Jun 2011).

This figure is an increase of 5.3% versus the same period last year (Q2 2010). This figure compares poorly to the UK as a whole, which saw a decrease of 24.9% against the same period last year.

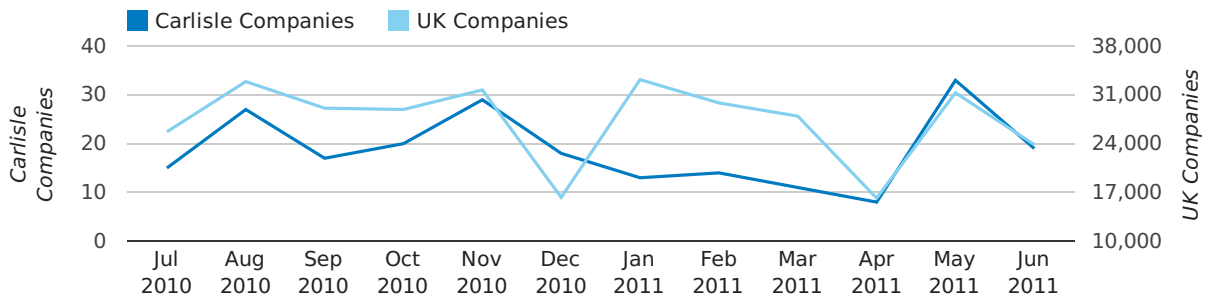
SECOND QUARTER (APR 2011 - JUN 2011)	CARLISLE	UK
2011	60	71,324
2010	57	94,954
% CHANGE	5.3%	-24.9%
RECORD YEAR	2009 (67)	2009 (181,176)

dissolved companies by quarter



Monthly Data (Apr, May & Jun 2011)

dissolved companies by month



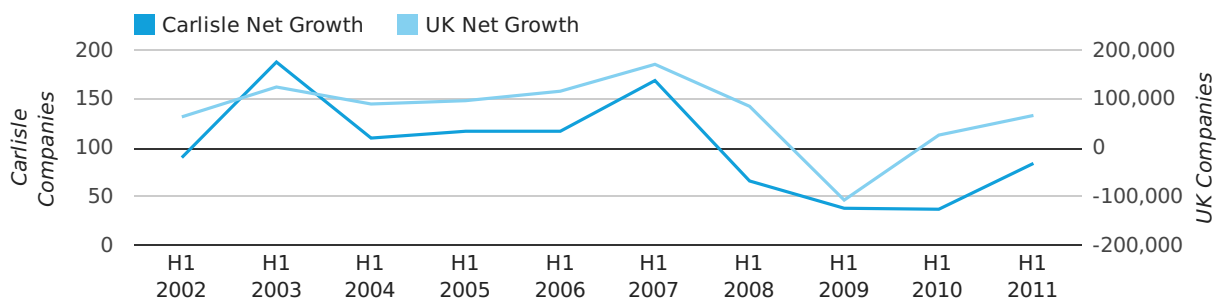
	APRIL	MAY	JUNE
CLOSED COMPANIES IN 2011	8	33	19
CLOSED COMPANIES IN 2010	19	14	24
% CHANGE	-57.9%	135.7%	-21%
RECORD YEAR	2008 (33)	2009 (35)	2010 (24)

Half Year Data (Jan-Jun 2011)

In the first half of 2011 the company register for Carlisle increased by 84 companies. This figure is 127.0% higher than last year, which compares badly to a UK increase of 154.3%.

HALF YEAR (JAN-JUN)	CARLISLE	UK
2011	84	66,425
2010	37	26,118
% CHANGE	127.0%	154.3%
RECORD YEAR	2003 (188)	2007 (171,296)

net growth by half year



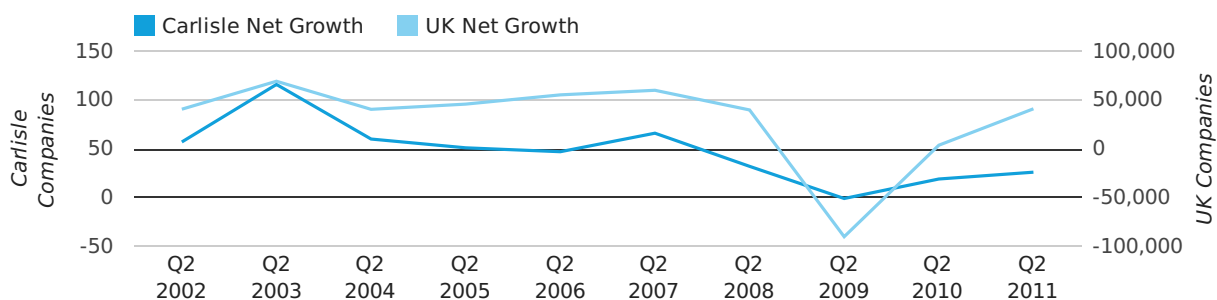
Quarterly Data (Q2 Apr-Jun 2011)

Net company growth for Carlisle during the second quarter of 2011 (Apr 2011 - Jun 2011) was 26 companies.

This represents an increase of 36.8% on the same period last year.

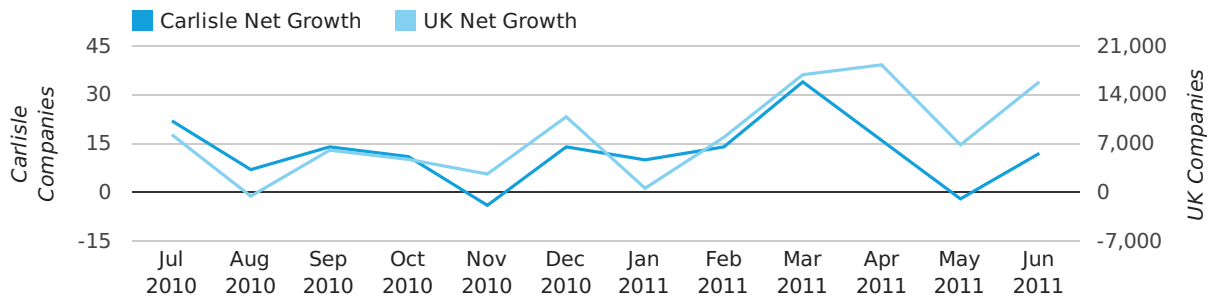
SECOND QUARTER (APR 2011 - JUN 2011)	CARLISLE	UK
2011	26	41,020
2010	19	3,658
% CHANGE	36.8%	1,021.4%
RECORD YEAR	2003 (116)	2003 (69,274)

net growth by quarter



Monthly Data (Apr, May & Jun 2011)

net growth by month



Warning: Division by zero in /var/clients/duport/v3/website/confidence-reports/includes/parseBlurb.php(96) : eval()'d code on line 1 Warning: Division by zero in /var/clients/duport/v3/website/confidence-reports/includes/parseBlurb.php(96) : eval()'d code on line 1

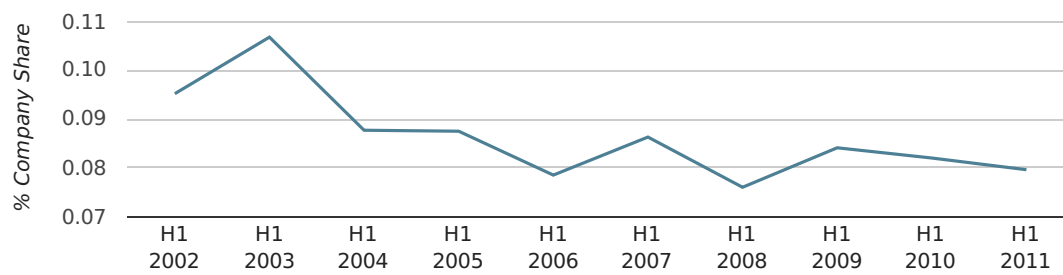
	APRIL	MAY	JUNE
NET GROWTH IN 2011	16	-2	12
NET GROWTH IN 2010	5	14	0
% CHANGE	220.0%	-114.3%	0.0%
RECORD YEAR	2003 (40)	2003 (37)	2003 (39)

Half Year Data (Jan-Jun 2011)

In the first half of 2011 Carlisle formed 0.1% of all UK companies. This is the same as the 2010 figure of 0.1%.

HALF YEAR (JAN-JUN)	CARLISLE
2011	0.1%
2010	0.1%
2009	0.1%
2008	0.1%
2007	0.1%
RECORD YEAR (SINCE 1960)	1960 (0.2%)

company share by half year

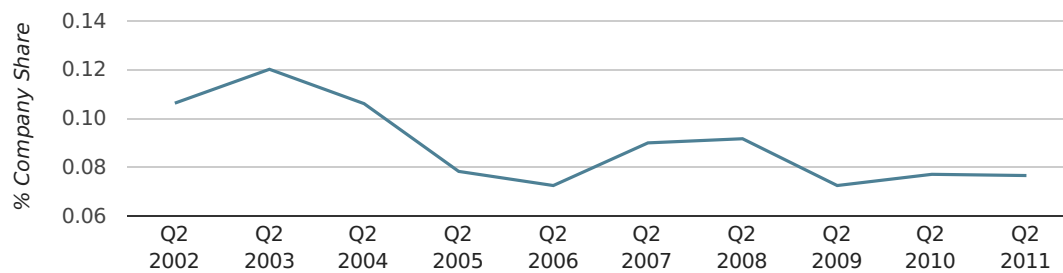


Quarterly Data (Q2 Apr-Jun 2011)

In the second quarter of 2011, Carlisle formed 0.1% of all UK companies.

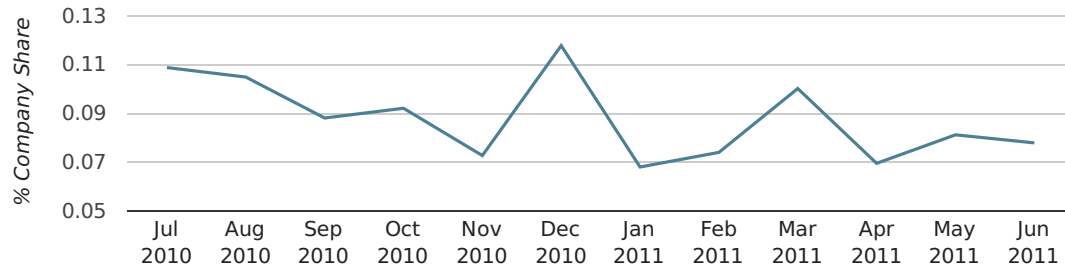
SECOND QUARTER (APR 2011 - JUN 2011)	CARLISLE
2011	0.1%
2010	0.1%
2009	0.1%
2008	0.1%
2007	0.1%
RECORD YEAR (SINCE 1960)	1960 (0.2%)

company share by quarter



Monthly Data (Apr, May & Jun 2011)

company share by month



	APRIL	MAY	JUNE
UK FORMATION SHARE IN 2011	0.1%	0.1%	0.1%
UK FORMATION SHARE IN 2010	0.1%	0.1%	0.1%
% CHANGE	-3.2%	-12.8%	14.4%
RECORD YEAR	1960 (0.3%)	1968 (0.5%)	1967 (0.4%)

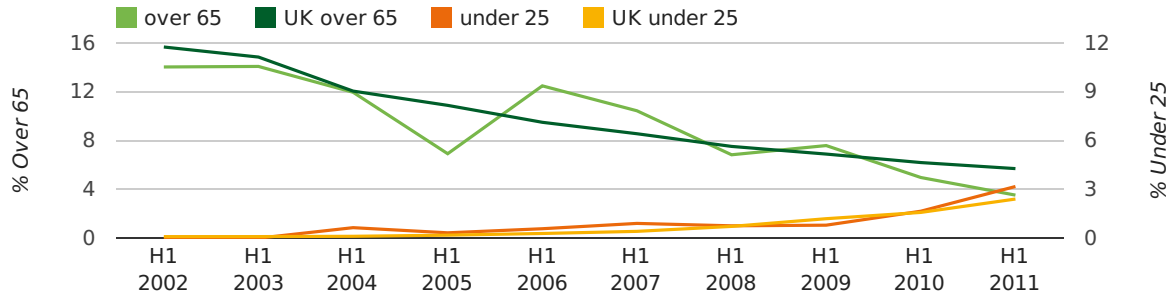
Half Year Data (Jan-Jun 2011)

The average age of a director in the first half of 2011 was 45.6.

The percentage of directors under the age of 25 was 3.2% compared to the UK figure of 3.2%.

The percentage of directors over the age of 65 was 3.5% compared to the UK figure of 4.3%.

director age by half year



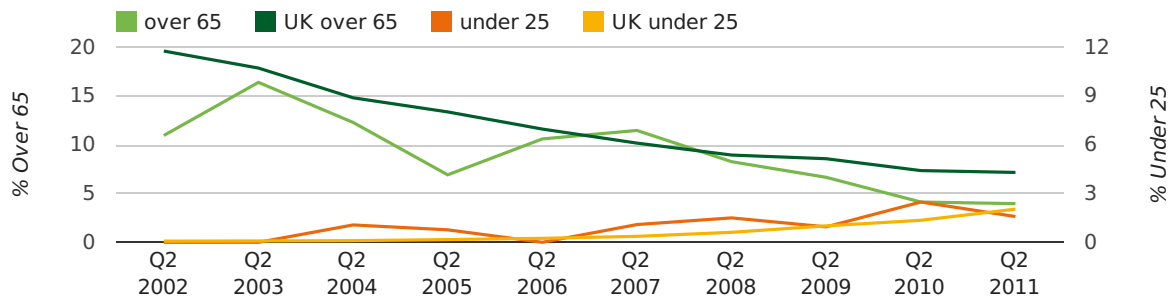
Quarterly Data (Q2 Apr-Jun 2011)

The average age of a director in the second quarter of 2011 was 45.9.

The percentage of directors under the age of 25 was 1.6% compared to the UK figure of 3.4%.

The percentage of directors over the age of 65 was 4.0% compared to the UK figure of 4.3%.

director age by quarter

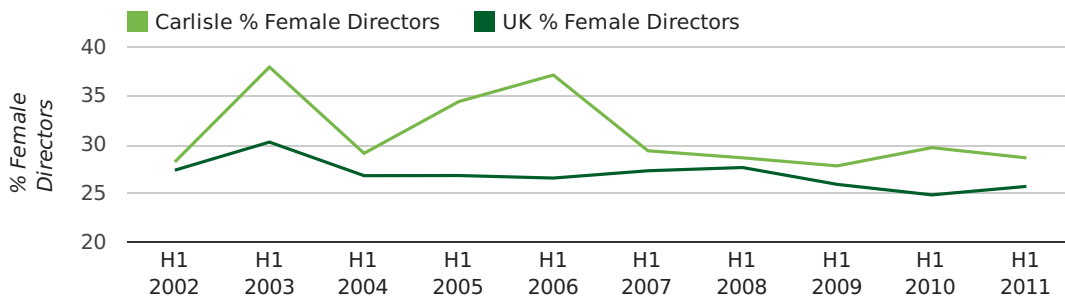


Half Year Data (Jan-Jun 2011)

The record first half year for female directors in Carlisle was 1861 when 40.0% of all directors were female.

28.7% of all director appointments in Carlisle in the first half of 2011 were female. This compares to a UK average of 25.7% for the same period.

director gender by half year

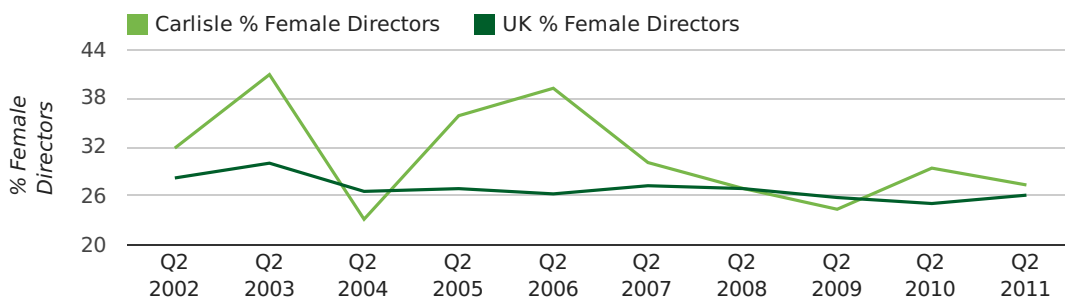


Quarterly Data (Q2 Apr-Jun 2011)

The record second quarter for female directors in Carlisle was in 1866 when 66.7% of all directors were female.

27.3% of all director appointments in Carlisle in the second quarter of 2011 were female. This compares to a UK average of 26.1% for the same period.

director gender by quarter



Previous 12 months (Jun 2010-Jun 2011)

Excluding: LIMITED, LTD, &, UK, SERVICES, THE, (UK), AND, LTD., A, LLP, SOLUTIONS, COMPANY, OF.

WORD	PERCENTAGE	UK WORD	UK PERCENTAGE
(CARLISLE)	1.89%	CONSULTING	5.09%
M	1.16%	MANAGEMENT	4.86%
J	1.16%	CONSULTANCY	3.17%
CUMBRIA	1.16%	PROPERTY	2.43%
CORPORATE	1.02%	TRADING	2.05%
LEISURE	1.02%	DESIGN	1.94%
ELECTRICAL	1.02%	ASSOCIATES	1.92%
S	0.87%	BUSINESS	1.87%
CONTRACTORS	0.87%	CONSTRUCTION	1.77%
MEMBER	0.87%	CONSULTANTS	1.76%
ASSOCIATES	0.87%	MEDIA	1.73%
CONSULTANCY	0.87%	ENGINEERING	1.67%
D	0.73%	LONDON	1.60%
CONSTRUCTION	0.73%	GLOBAL	1.46%
(CUMBRIA)	0.73%	J	1.44%
HOUSE	0.73%	CARE	1.44%
NORTH	0.73%	INVESTMENTS	1.42%
TRAINING	0.73%	IT	1.39%
CARLISLE	0.73%	BUILDING	1.32%
DEVELOPMENTS	0.73%	PROPERTIES	1.31%
SYSTEMS	0.58%	ELECTRICAL	1.30%
CONSULTING	0.58%	M	1.27%
ENGINEERING	0.58%	S	1.23%
W	0.58%	ENTERPRISES	1.20%
CLUB	0.58%	SYSTEMS	1.20%

Previous 36 months, excluding companies less than 12 months old

SIC CODE	NUMBER OF COMPANIES	UK COMPANIES
None Supplied	104	202,072
99999 - Dormant Company	26	18,918
82990 - Other business support service activities not elsewhere classified	24	30,647
9999 - Dormant Company	24	20,111
7487 - Other business activities	21	60,758
70229 - Management consultancy activities other than financial management	11	16,419
68209 - Other letting and operating of own or leased real estate	11	3,790
74909 - Other professional, scientific and technical activities not elsewhere classified	10	7,835
7414 - Business & management consultancy	9	13,053
74990 - Non-trading company	9	8,481
45200 - Maintenance and repair of motor vehicles	9	2,257
43210 - Electrical installation	8	3,085
8512 - Medical practice activities	7	1,866
5263 - Other non-store retail sale	6	1,858
93120 - Activities of sport clubs	6	501
45112 - Sale of used cars and light motor vehicles	6	950
0141 - Agricultural service activities	6	414
96090 - Other service activities not elsewhere classified	5	10,322
5248 - Other retail specialised stores	5	2,037
4533 - Plumbing	5	1,453