

Chester

2011 half year business confidence report



headlines

- June 2011 saw a new record in company registrations in Chester when compared to any previous June.

contents

new company registrations

closed companies (dissolved)

net company growth

uk company share

director age

director gender

naming trends

sic data

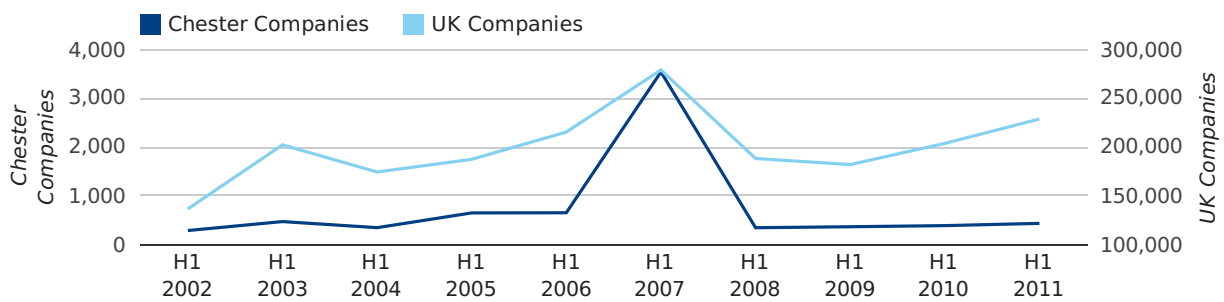
Half Year Data (Jan-Jun 2011)

In the first half of 2011 a total of 434 companies were formed in Chester. This figure is 11.9% higher than last year, which compares badly to the UK wide figure of 12.3%.

The highest total for a first half year in Chester occurred in 2007 when a total of 3,541 were formed.

HALF YEAR (JAN-JUN)	CHESTER	UK
2011	434	228,735
2010	388	203,749
% CHANGE	11.9%	12.3%
RECORD YEAR	2007 (3,541)	2007 (279,097)

new companies by half year



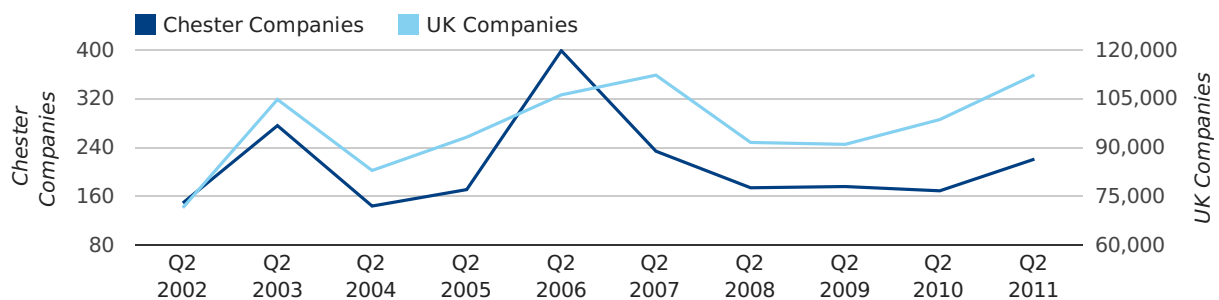
Quarterly Data (Q2 Apr-Jun 2011)

A total of 221 companies were registered in Chester during the second quarter of 2011 (Apr 2011 - Jun 2011).

This figure is an increase of 30.8% versus the same period last year (Q2 2010). This figure compares well to the UK as a whole, which saw an increase of 13.9% against the same period last year.

SECOND QUARTER (APR 2011 - JUN 2011)	CHESTER	UK
2011	221	112,344
2010	169	98,612
% CHANGE	30.8%	13.9%
RECORD YEAR	2006 (399)	2011 (112,344)

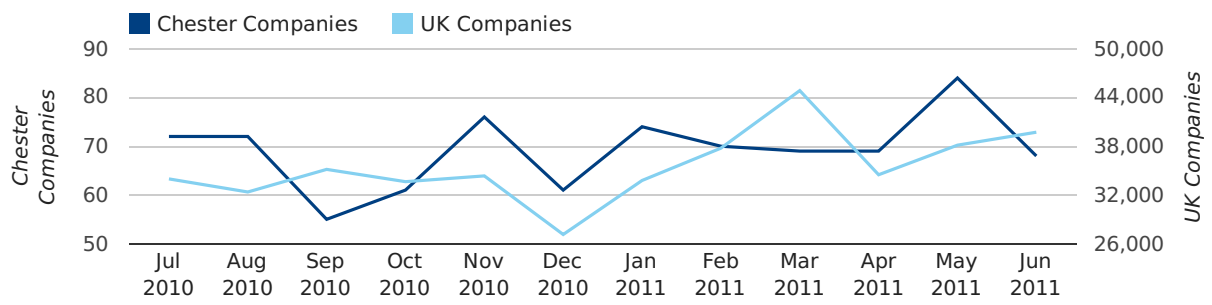
new companies by quarter



Monthly Data (Apr, May & Jun 2011)

June 2011 saw a new record in company registrations in Chester when compared to any previous June.

new companies by month



	APRIL	MAY	JUNE
NEW COMPANIES IN 2011	69	84	68
NEW COMPANIES IN 2010	51	55	63
% CHANGE	35.3%	52.7%	7.9%
RECORD YEAR	2006 (279)	2003 (93)	2011 (68)

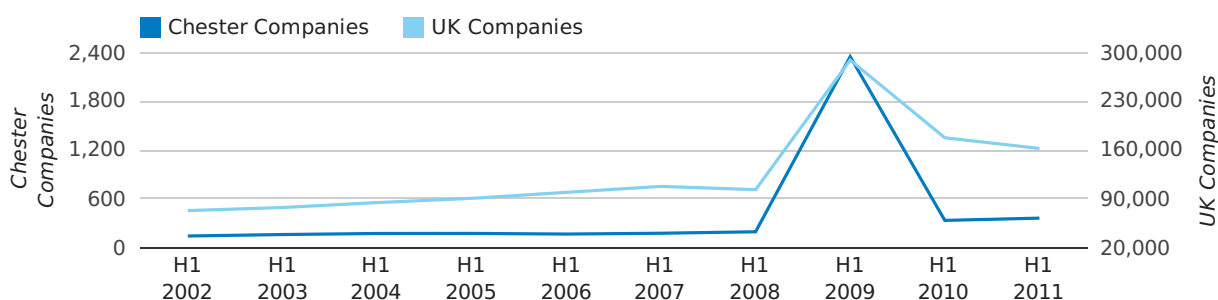
Half Year Data (Jan-Jun 2011)

In the first half of 2011 a total of 362 companies were dissolved in Chester. This figure is 8.4% higher than last year, which compares badly to the UK wide change of -8.6%.

The highest total for a first half year in Chester occurred in 2009 when a total of 2,350 were closed.

HALF YEAR (JAN-JUN)	CHESTER	UK
2011	362	162,310
2010	334	177,631
% CHANGE	8.4%	-8.6%
RECORD YEAR	2009 (2,350)	2009 (289,236)

dissolved companies by half year



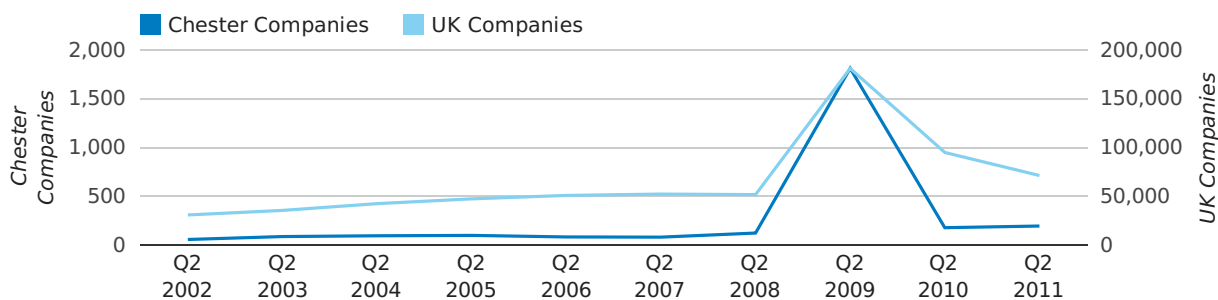
Quarterly Data (Q2 Apr-Jun 2011)

A total of 195 companies were dissolved in Chester during the second quarter of 2011 (Apr 2011 - Jun 2011).

This figure is an increase of 9.6% versus the same period last year (Q2 2010). This figure compares poorly to the UK as a whole, which saw a decrease of 24.9% against the same period last year.

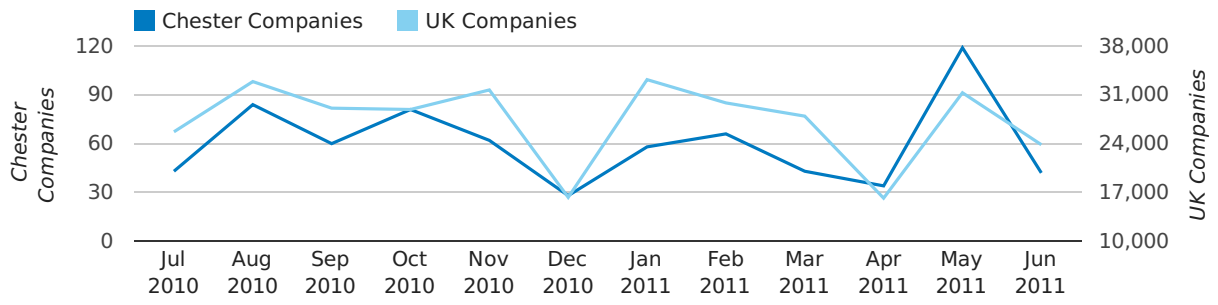
SECOND QUARTER (APR 2011 - JUN 2011)	CHESTER	UK
2011	195	71,324
2010	178	94,954
% CHANGE	9.6%	-24.9%
RECORD YEAR	2009 (1,813)	2009 (181,176)

dissolved companies by quarter



Monthly Data (Apr, May & Jun 2011)

dissolved companies by month



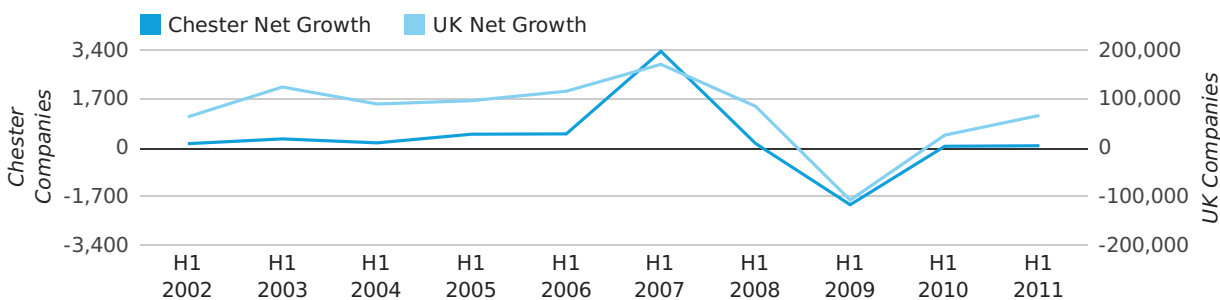
	APRIL	MAY	JUNE
CLOSED COMPANIES IN 2011	34	119	42
CLOSED COMPANIES IN 2010	37	77	64
% CHANGE	-8.1%	54.5%	-34%
RECORD YEAR	2009 (486)	2009 (1,227)	2009 (100)

Half Year Data (Jan-Jun 2011)

In the first half of 2011 the company register for Chester increased by 72 companies. This figure is 33.3% higher than last year, which compares badly to a UK increase of 154.3%.

HALF YEAR (JAN-JUN)	CHESTER	UK
2011	72	66,425
2010	54	26,118
% CHANGE	33.3%	154.3%
RECORD YEAR	2007 (3,365)	2007 (171,296)

net growth by half year



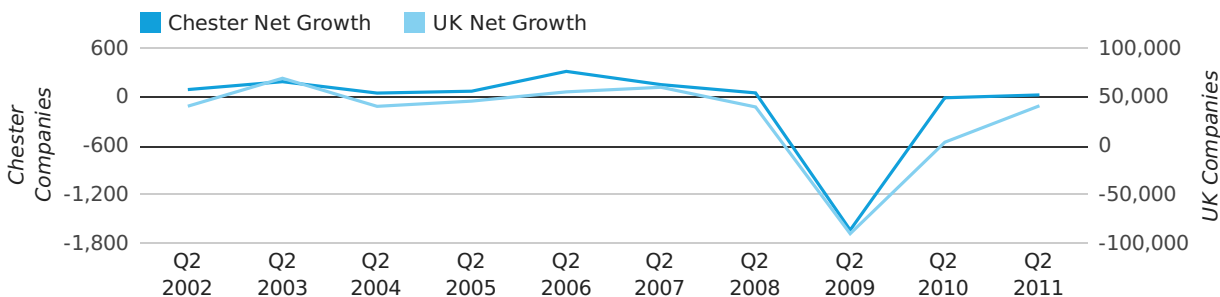
Quarterly Data (Q2 Apr-Jun 2011)

Net company growth for Chester during the second quarter of 2011 (Apr 2011 - Jun 2011) was 26 companies.

This represents an increase of 388.9% on the same period last year.

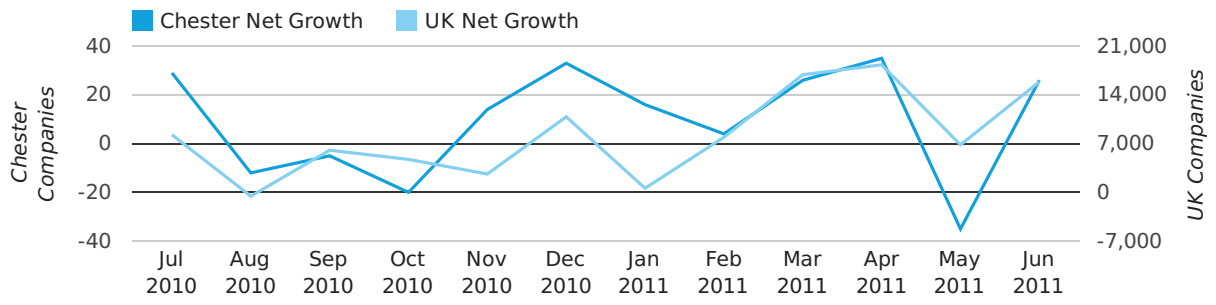
SECOND QUARTER (APR 2011 - JUN 2011)	CHESTER	UK
2011	26	41,020
2010	-9	3,658
% CHANGE	-388.9%	1,021.4%
RECORD YEAR	2006 (316)	2003 (69,274)

net growth by quarter



Monthly Data (Apr, May & Jun 2011)

net growth by month



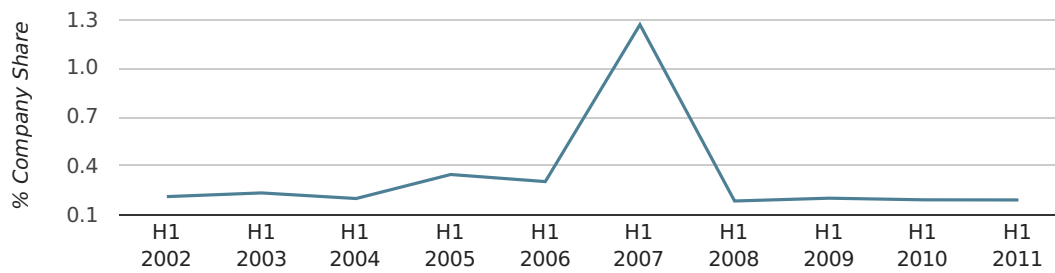
	APRIL	MAY	JUNE
NET GROWTH IN 2011	35	-35	26
NET GROWTH IN 2010	14	-22	-1
% CHANGE	150.0%	59.1%	-2,700.0%
RECORD YEAR	2006 (253)	2003 (75)	2007 (39)

Half Year Data (Jan-Jun 2011)

In the first half of 2011 Chester formed 0.2% of all UK companies. This is the same as the 2010 figure of 0.2%.

HALF YEAR (JAN-JUN)	CHESTER
2011	0.2%
2010	0.2%
2009	0.2%
2008	0.2%
2007	1.3%
RECORD YEAR (SINCE 1960)	2007 (1.3%)

company share by half year

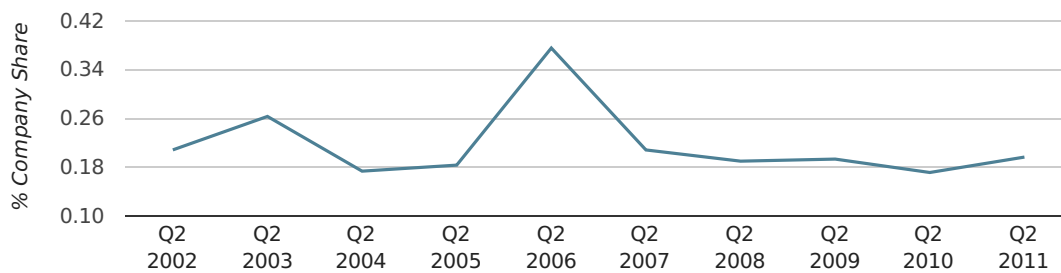


Quarterly Data (Q2 Apr-Jun 2011)

In the second quarter of 2011, Chester formed 0.2% of all UK companies.

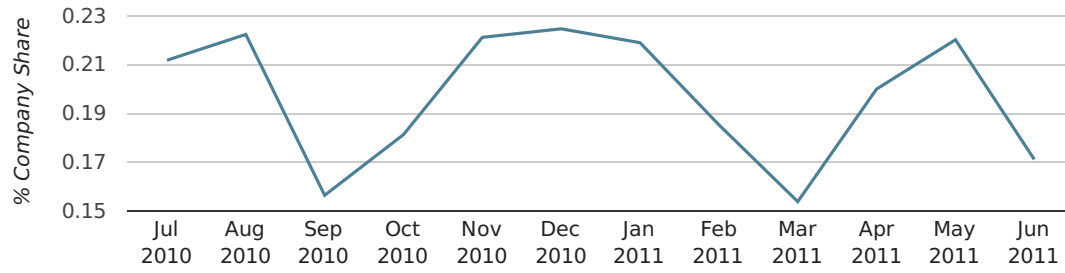
SECOND QUARTER (APR 2011 - JUN 2011)	CHESTER
2011	0.2%
2010	0.2%
2009	0.2%
2008	0.2%
2007	0.2%
RECORD YEAR (SINCE 1960)	2006 (0.4%)

company share by quarter



Monthly Data (Apr, May & Jun 2011)

company share by month



	APRIL	MAY	JUNE
UK FORMATION SHARE IN 2011	0.2%	0.2%	0.2%
UK FORMATION SHARE IN 2010	0.2%	0.2%	0.2%
% CHANGE	31.0%	20.3%	-4.4%
RECORD YEAR	2006 (0.7%)	1971 (0.4%)	1967 (0.4%)

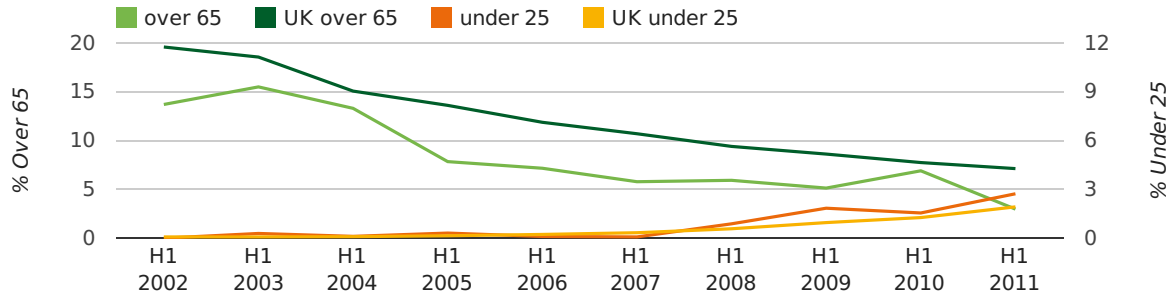
Half Year Data (Jan-Jun 2011)

The average age of a director in the first half of 2011 was 45.1.

The percentage of directors under the age of 25 was 2.7% compared to the UK figure of 3.2%.

The percentage of directors over the age of 65 was 3.0% compared to the UK figure of 4.3%.

director age by half year



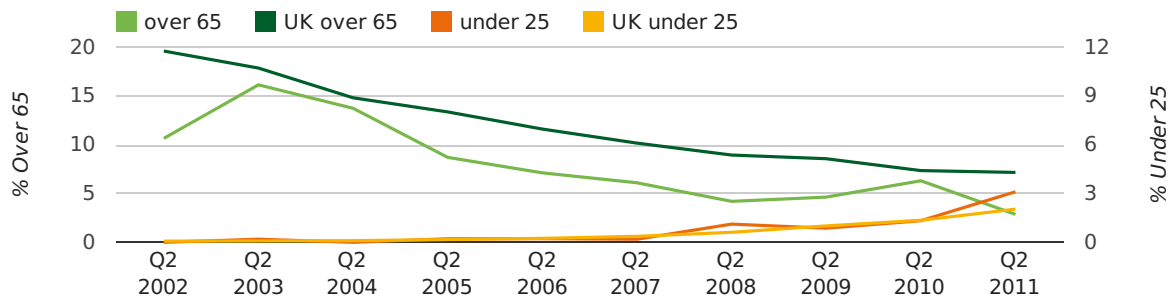
Quarterly Data (Q2 Apr-Jun 2011)

The average age of a director in the second quarter of 2011 was 44.0.

The percentage of directors under the age of 25 was 3.1% compared to the UK figure of 3.4%.

The percentage of directors over the age of 65 was 2.9% compared to the UK figure of 4.3%.

director age by quarter

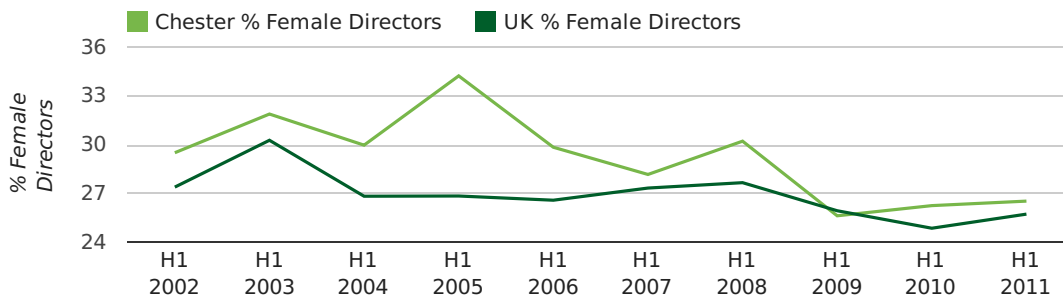


Half Year Data (Jan-Jun 2011)

The record first half year for female directors in Chester was 1861 when 40.0% of all directors were female.

26.5% of all director appointments in Chester in the first half of 2011 were female. This compares to a UK average of 25.7% for the same period.

director gender by half year

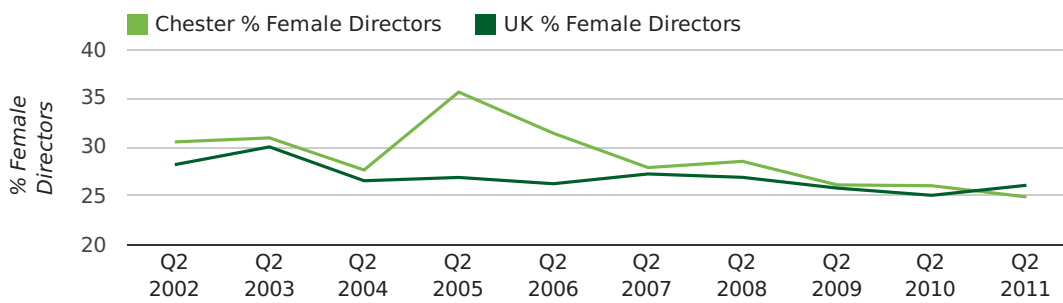


Quarterly Data (Q2 Apr-Jun 2011)

The record second quarter for female directors in Chester was in 1866 when 66.7% of all directors were female.

24.9% of all director appointments in Chester in the second quarter of 2011 were female. This compares to a UK average of 26.1% for the same period.

director gender by quarter



Previous 12 months (Jun 2010-Jun 2011)

Excluding: LIMITED, LTD, &, UK, SERVICES, THE, (UK), AND, LTD., A, LLP, SOLUTIONS, COMPANY, OF.

WORD	PERCENTAGE	UK WORD	UK PERCENTAGE
CHESTER	2.46%	CONSULTING	5.09%
MANAGEMENT	1.69%	MANAGEMENT	4.86%
CONSULTANCY	1.23%	CONSULTANCY	3.17%
CONSULTING	1.23%	PROPERTY	2.43%
BUSINESS	0.92%	TRADING	2.05%
ASSOCIATES	0.92%	DESIGN	1.94%
MEDIA	0.85%	ASSOCIATES	1.92%
CONSULTANTS	0.77%	BUSINESS	1.87%
ENGINEERING	0.69%	CONSTRUCTION	1.77%
CHESHIRE	0.69%	CONSULTANTS	1.76%
MARKETING	0.69%	MEDIA	1.73%
FINANCIAL	0.69%	ENGINEERING	1.67%
DEVA	0.61%	LONDON	1.60%
DESIGN	0.54%	GLOBAL	1.46%
TRAINING	0.54%	J	1.44%
(NW)	0.54%	CARE	1.44%
J	0.54%	INVESTMENTS	1.42%
(CHESTER)	0.54%	IT	1.39%
HEALTHCARE	0.46%	BUILDING	1.32%
ELECTRICAL	0.46%	PROPERTIES	1.31%
LEGAL	0.46%	ELECTRICAL	1.30%
G	0.46%	M	1.27%
PRODUCTS	0.46%	S	1.23%
ADVANCE	0.46%	ENTERPRISES	1.20%
D	0.46%	SYSTEMS	1.20%

Previous 36 months, excluding companies less than 12 months old

SIC CODE	NUMBER OF COMPANIES	UK COMPANIES
None Supplied	313	202,072
7487 - Other business activities	124	60,758
70229 - Management consultancy activities other than financial management	54	16,419
82990 - Other business support service activities not elsewhere classified	50	30,647
7414 - Business & management consultancy	43	13,053
74909 - Other professional, scientific and technical activities not elsewhere classified	29	7,835
9999 - Dormant Company	29	20,111
99999 - Dormant Company	24	18,918
7499 - Non-trading company	22	10,955
74990 - Non-trading company	19	8,481
62090 - Other information technology service activities	19	7,095
5530 - Restaurants	18	5,086
96090 - Other service activities not elsewhere classified	18	10,322
7260 - Other computer related activities	17	7,849
62020 - Information technology consultancy activities	17	10,545
9305 - Other service activities	14	9,063
4521 - General construction & civil engineering	13	5,928
86900 - Other human health activities	13	4,154
68320 - Management of real estate on a fee or contract basis	12	3,095
7222 - Other software consultancy and supply	10	7,143