

Chesterfield

q1 2012 business confidence report



headlines

- January 2012 saw a new record in company registrations in Chesterfield when compared to any previous January.
- February 2012 saw a new record in net growth in Chesterfield when compared to any previous February.

contents

new company registrations

closed companies (dissolved)

net company growth

uk company share

director age

director gender

naming trends

sic data

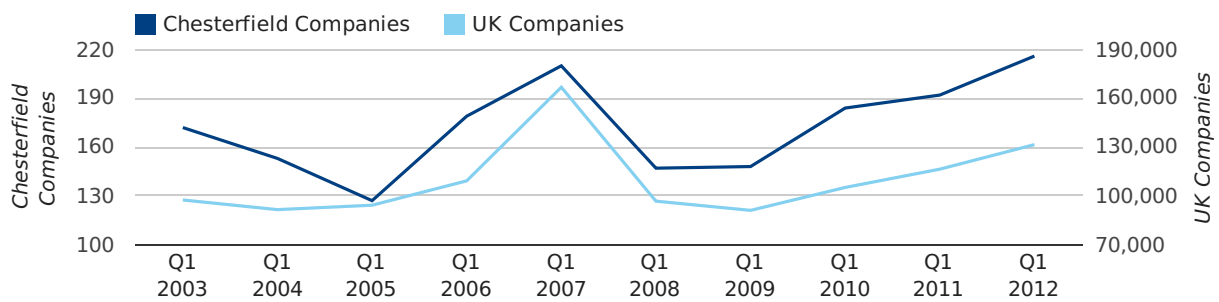
Quarterly Data (Q1 Jan-Mar 2012)

A total of 216 companies were registered in Chesterfield during the first quarter of 2012 (Jan 2012 - Mar 2012).

This figure is an increase of 12.5% versus the same period last year (Q1 2011). This figure compares equally to the UK as a whole, which saw an increase of 13.0% against the same period last year.

FIRST QUARTER (JAN 2012 - MAR 2012)	CHESTERFIELD	UK
2012	216	131,491
2011	192	116,391
% CHANGE	12.5%	13.0%
RECORD YEAR	2000 (465)	2007 (166,814)

new companies by quarter



Monthly Data (Jan, Feb & Mar 2012)

January 2012 saw a new record in company registrations in Chesterfield when compared to any previous January.

new companies by month



	JANUARY	FEBRUARY	MARCH
NEW COMPANIES IN 2012	69	69	78
NEW COMPANIES IN 2011	50	54	88
% CHANGE	38.0%	27.8%	-11.4%
RECORD YEAR	2012 (69)	2010 (70)	2000 (411)

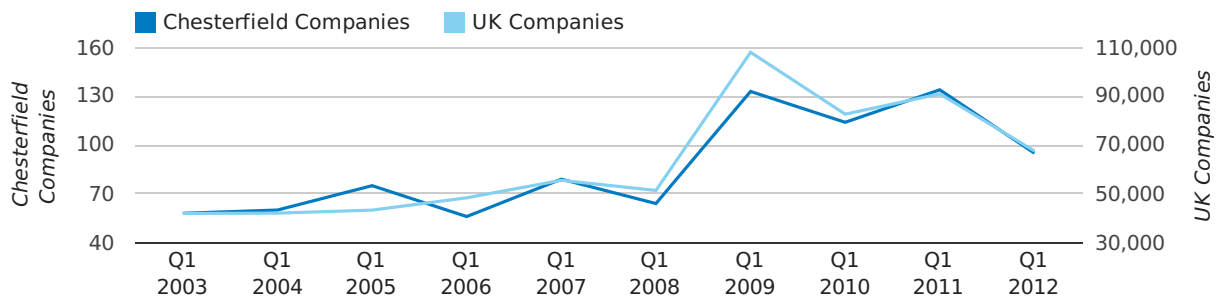
Quarterly Data (Q1 Jan-Mar 2012)

A total of 95 companies were dissolved in Chesterfield during the first quarter of 2012 (Jan 2012 - Mar 2012).

This figure is a decrease of 29.1% versus the same period last year (Q1 2011). This figure compares well to the UK as a whole, which saw a decrease of 25.7% against the same period last year.

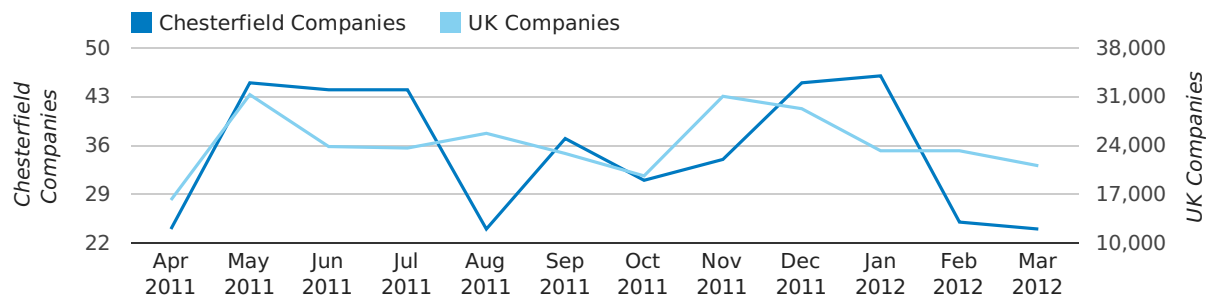
FIRST QUARTER (JAN 2012 - MAR 2012)	CHESTERFIELD	UK
2012	95	67,576
2011	134	90,986
% CHANGE	-29.1%	-25.7%
RECORD YEAR	2002 (176)	2009 (108,060)

dissolved companies by quarter



Monthly Data (Jan, Feb & Mar 2012)

dissolved companies by month



	JANUARY	FEBRUARY	MARCH
CLOSED COMPANIES IN 2012	46	25	24
CLOSED COMPANIES IN 2011	53	47	34
% CHANGE	-13.2%	-46.8%	-29%
RECORD YEAR	2011 (53)	2011 (47)	2002 (142)

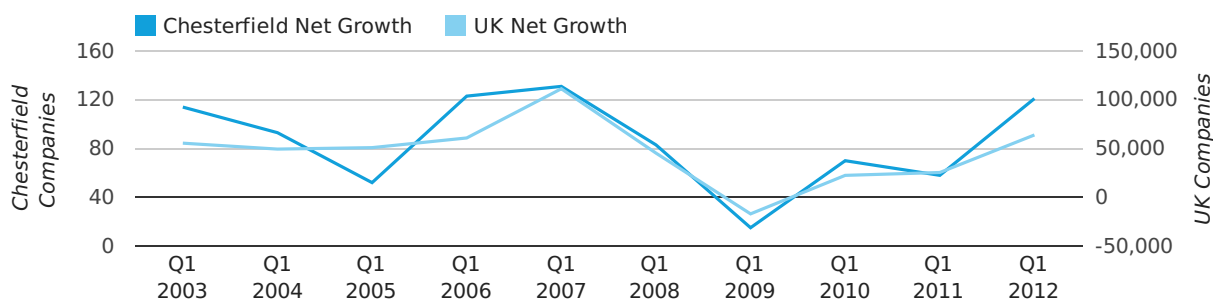
Quarterly Data (Q1 Jan-Mar 2012)

Net company growth for Chesterfield during the first quarter of 2012 (Jan 2012 - Mar 2012) was 121 companies.

This represents an increase of 108.6% on the same period last year.

FIRST QUARTER (JAN 2012 - MAR 2012)	CHESTERFIELD	UK
2012	121	63,915
2011	58	25,405
% CHANGE	108.6%	151.6%
RECORD YEAR	2000 (422)	2007 (111,282)

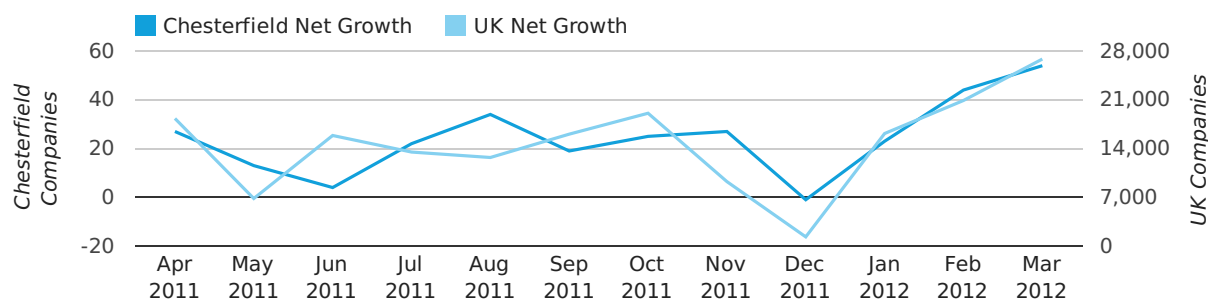
net growth by quarter



Monthly Data (Jan, Feb & Mar 2012)

February 2012 saw a new record in net growth in Chesterfield when compared to any previous February.

net growth by month



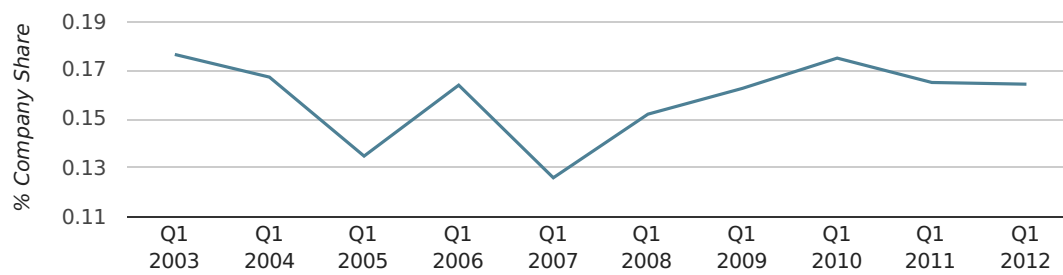
	JANUARY	FEBRUARY	MARCH
NET GROWTH IN 2012	23	44	54
NET GROWTH IN 2011	-3	7	54
% CHANGE	-866.7%	528.6%	0.0%
RECORD YEAR	2003 (40)	2012 (44)	2000 (398)

Quarterly Data (Q1 Jan-Mar 2012)

In the first quarter of 2012, Chesterfield formed 0.2% of all UK companies.

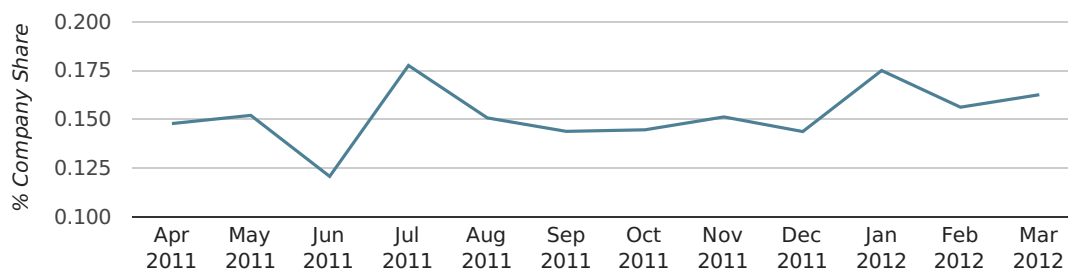
FIRST QUARTER (JAN 2012 - MAR 2012)	CHESTERFIELD
2012	0.2%
2011	0.2%
2010	0.2%
2009	0.2%
2008	0.2%
RECORD YEAR (SINCE 1960)	2000 (0.7%)

company share by quarter



Monthly Data (Jan, Feb & Mar 2012)

company share by month



	JANUARY	FEBRUARY	MARCH
UK FORMATION SHARE IN 2012	0.2%	0.2%	0.2%
UK FORMATION SHARE IN 2011	0.1%	0.1%	0.2%
% CHANGE	18.3%	9.3%	-17.1%
RECORD YEAR	1967 (0.5%)	1974 (0.6%)	2000 (1.5%)

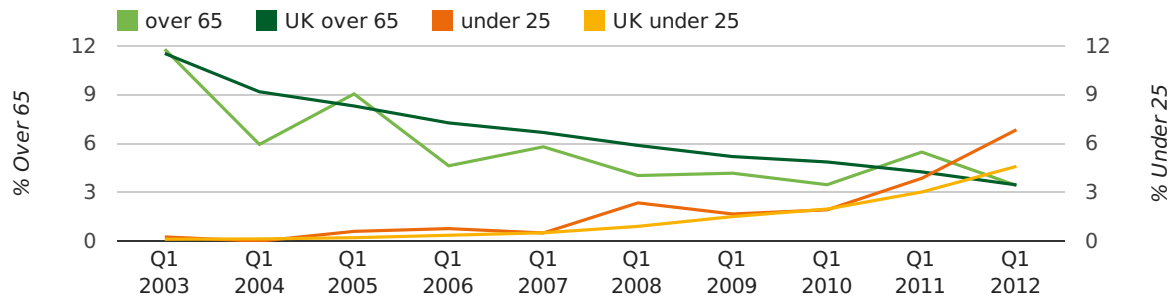
Quarterly Data (Q1 Jan-Mar 2012)

The average age of a director in the first quarter of 2012 was 43.2.

The percentage of directors under the age of 25 was 6.9% compared to the UK figure of 4.6%.

The percentage of directors over the age of 65 was 3.4% compared to the UK figure of 3.5%.

director age by quarter

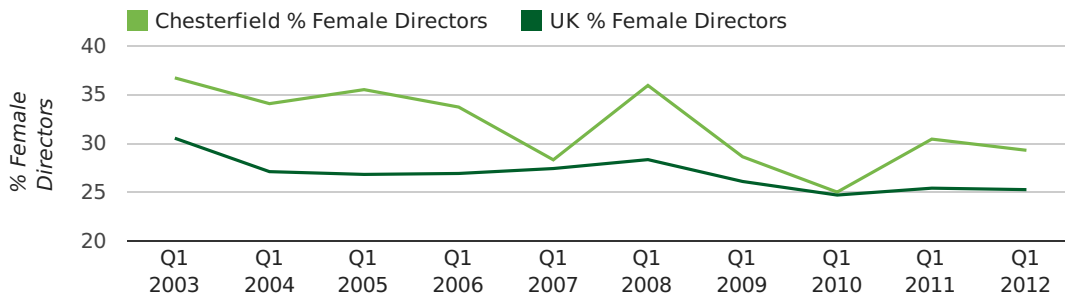


Quarterly Data (Q1 Jan-Mar 2012)

The record first quarter for female directors in Chesterfield was in 1861 when 40.0% of all directors were female.

29.3% of all director appointments in Chesterfield in the first quarter of 2012 were female. This compares to a UK average of 25.3% for the same period.

director gender by quarter



Previous 12 months (Mar 2011-Mar 2012)

Excluding: LIMITED, LTD, &, UK, SERVICES, THE, (UK), AND, LTD., A, LLP, SOLUTIONS, COMPANY, OF.

WORD	PERCENTAGE	UK WORD	UK PERCENTAGE
MANAGEMENT	1.78%	CONSULTING	5.07%
(CHESTERFIELD)	1.30%	MANAGEMENT	4.74%
CHESTERFIELD	0.97%	CONSULTANCY	3.30%
J	0.81%	PROPERTY	2.37%
BUSINESS	0.81%	TRADING	2.07%
CONSULTING	0.81%	DESIGN	1.93%
R	0.81%	ENGINEERING	1.86%
B	0.81%	ASSOCIATES	1.84%
SYSTEMS	0.81%	CONSULTANTS	1.79%
DEVELOPMENTS	0.73%	BUSINESS	1.73%
CONSULTANTS	0.73%	MEDIA	1.72%
L	0.65%	CONSTRUCTION	1.72%
S	0.65%	LONDON	1.66%
DESIGN	0.57%	J	1.54%
TRAINING	0.57%	INVESTMENTS	1.51%
PROPERTY	0.57%	GLOBAL	1.50%
ENGINEERING	0.49%	IT	1.40%
FINANCIAL	0.49%	CARE	1.34%
SUPPLIES	0.49%	PROPERTIES	1.31%
PEAK	0.49%	ELECTRICAL	1.27%
CONSTRUCTION	0.49%	M	1.27%
CO	0.49%	BUILDING	1.24%
CARE	0.49%	ENERGY	1.20%
ASSOCIATES	0.49%	S	1.20%
P	0.49%	ENTERPRISES	1.19%

Previous 36 months, excluding companies less than 12 months old

SIC CODE	NUMBER OF COMPANIES	UK COMPANIES
None Supplied	295	216,665
7487 - Other business activities	66	52,735
9999 - Dormant Company	41	18,617
99999 - Dormant Company	39	25,084
82990 - Other business support service activities not elsewhere classified	28	35,233
96090 - Other service activities not elsewhere classified	24	13,637
74909 - Other professional, scientific and technical activities not elsewhere classified	19	9,892
43999 - Other specialised construction activities not elsewhere classified	17	3,931
56302 - Public houses and bars	16	2,795
7414 - Business & management consultancy	16	12,113
70229 - Management consultancy activities other than financial management	15	19,704
62090 - Other information technology service activities	15	8,145
96020 - Hairdressing and other beauty treatment	14	2,798
43210 - Electrical installation	13	3,573
45200 - Maintenance and repair of motor vehicles	12	2,832
74990 - Non-trading company	11	9,729
7222 - Other software consultancy and supply	11	6,934
41100 - Development of building projects	11	4,984
5540 - Bars	10	1,978
5248 - Other retail specialised stores	10	1,837