

# Gravesend

q1 2011 business confidence report



## headlines

- January 2011 saw a new record in company registrations in Gravesend when compared to any previous January.
- January 2011 saw a new record in company closures in Gravesend when compared to any previous January.

## contents

new company registrations

closed companies (dissolved)

net company growth

uk company share

director age

director gender

naming trends

sic data

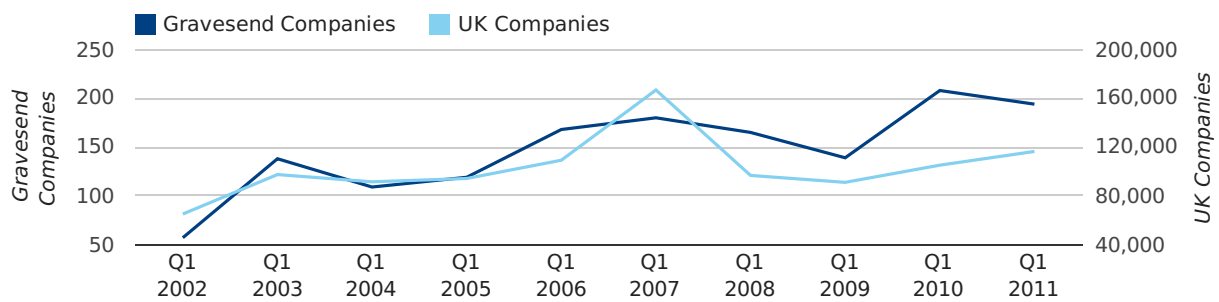
### Quarterly Data (Q1 Jan-Mar 2011)

A total of 194 companies were registered in Gravesend during the first quarter of 2011 (Jan 2011 - Mar 2011).

This figure is a decrease of 6.7% versus the same period last year (Q1 2010). This figure compares badly to the UK as a whole, which saw an increase of 10.7% against the same period last year.

FIRST QUARTER (JAN 2011 - MAR 2011)	GRAVESEND	UK
2011	194	116,391
2010	208	105,137
% CHANGE	-6.7%	10.7%
RECORD YEAR	2010 (208)	2007 (166,814)

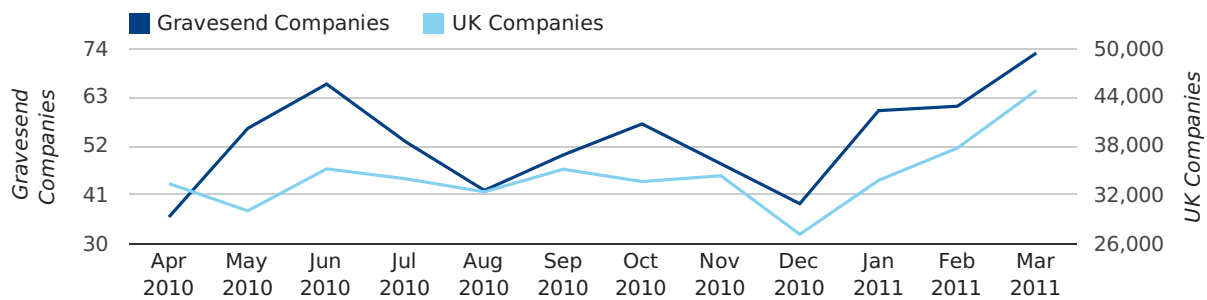
### new companies by quarter



### Monthly Data (Jan, Feb & Mar 2011)

January 2011 saw a new record in company registrations in Gravesend when compared to any previous January.

### new companies by month



	JANUARY	FEBRUARY	MARCH
NEW COMPANIES IN 2011	60	61	73
NEW COMPANIES IN 2010	53	72	83
% CHANGE	13.2%	-15.3%	-12.0%
RECORD YEAR	2011 (60)	2010 (72)	2010 (83)

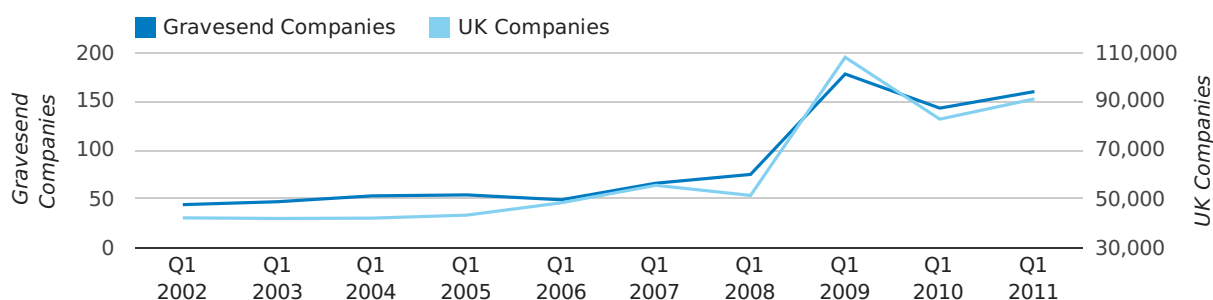
### Quarterly Data (Q1 Jan-Mar 2011)

A total of 160 companies were dissolved in Gravesend during the first quarter of 2011 (Jan 2011 - Mar 2011).

This figure is an increase of 11.9% versus the same period last year (Q1 2010). This figure compares poorly to the UK as a whole, which saw an increase of 10.0% against the same period last year.

FIRST QUARTER (JAN 2011 - MAR 2011)	GRAVESEND	UK
2011	160	90,986
2010	143	82,677
% CHANGE	11.9%	10.0%
RECORD YEAR	2009 (178)	2009 (108,060)

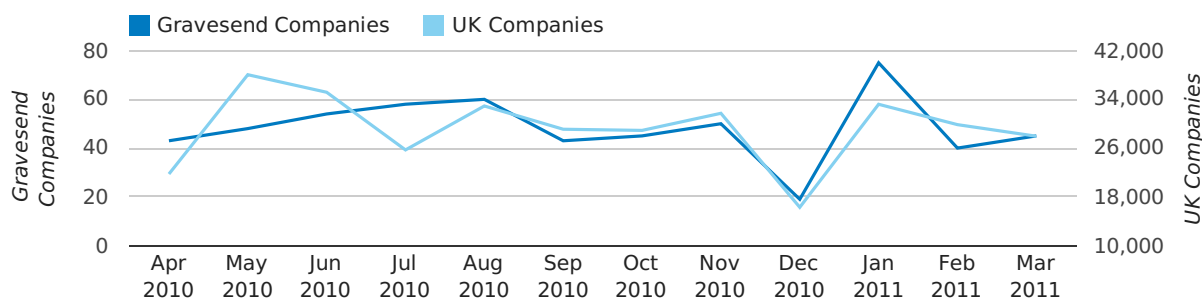
### dissolved companies by quarter



### Monthly Data (Jan, Feb & Mar 2011)

January 2011 saw a new record in company closures in Gravesend when compared to any previous January.

### dissolved companies by month



	JANUARY	FEBRUARY	MARCH
CLOSED COMPANIES IN 2011	75	40	45
CLOSED COMPANIES IN 2010	36	45	62
% CHANGE	108.3%	-11.1%	-27%
RECORD YEAR	2011 (75)	2010 (45)	2009 (132)

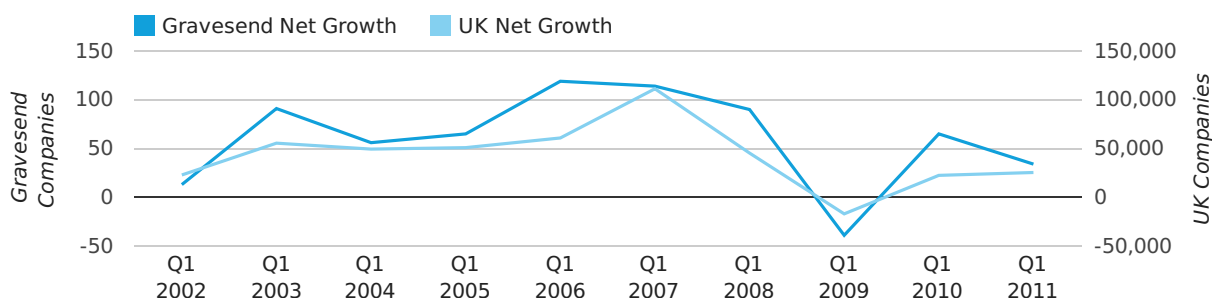
### Quarterly Data (Q1 Jan-Mar 2011)

Net company growth for Gravesend during the first quarter of 2011 (Jan 2011 - Mar 2011) was 34 companies.

This represents a decrease of 47.7% on the same period last year.

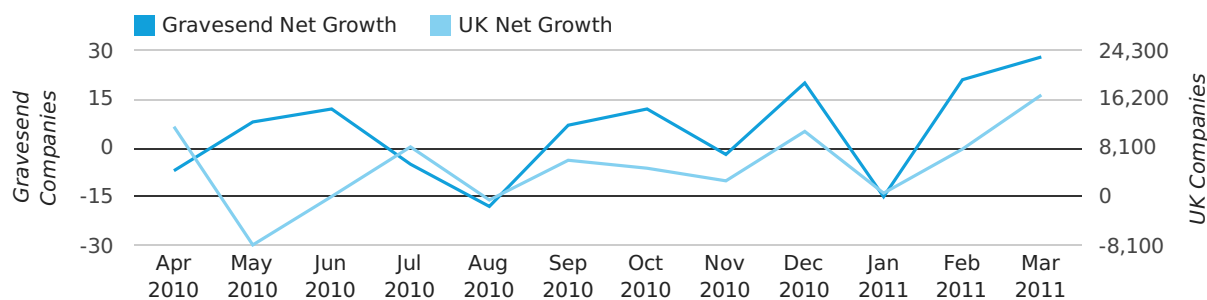
FIRST QUARTER (JAN 2011 - MAR 2011)	GRAVESEND	UK
2011	34	25,405
2010	65	22,460
% CHANGE	-47.7%	13.1%
RECORD YEAR	2006 (119)	2007 (111,282)

### net growth by quarter



### Monthly Data (Jan, Feb & Mar 2011)

### net growth by month



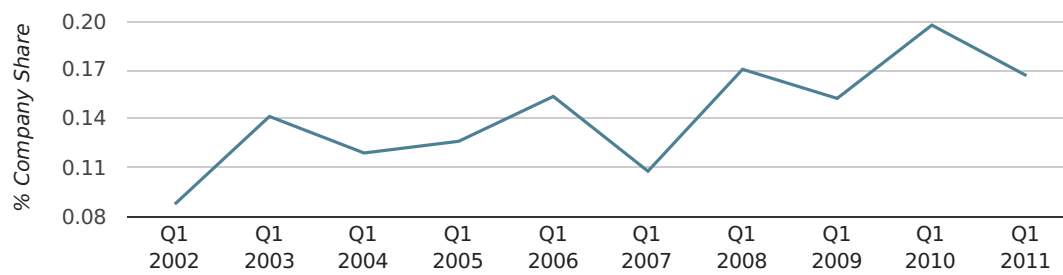
	JANUARY	FEBRUARY	MARCH
NET GROWTH IN 2011	-15	21	28
NET GROWTH IN 2010	17	27	21
% CHANGE	-188.2%	-22.2%	33.3%
RECORD YEAR	2006 (37)	2006 (37)	2008 (52)

### Quarterly Data (Q1 Jan-Mar 2011)

In the first quarter of 2011, Gravesend formed 0.2% of all UK companies.

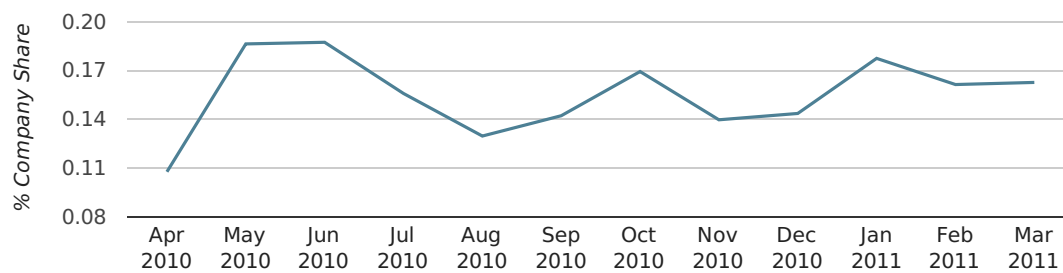
FIRST QUARTER (JAN 2011 - MAR 2011)	GRAVESEND
2011	0.2%
2010	0.2%
2009	0.2%
2008	0.2%
2007	0.1%
RECORD YEAR (SINCE 1960)	2010 (0.2%)

### company share by quarter



### Monthly Data (Jan, Feb & Mar 2011)

### company share by month



	JANUARY	FEBRUARY	MARCH
UK FORMATION SHARE IN 2011	0.2%	0.2%	0.2%
UK FORMATION SHARE IN 2010	0.2%	0.2%	0.2%
% CHANGE	-2.4%	-25.5%	-16.1%
RECORD YEAR	1960 (0.4%)	1978 (0.3%)	1973 (0.3%)

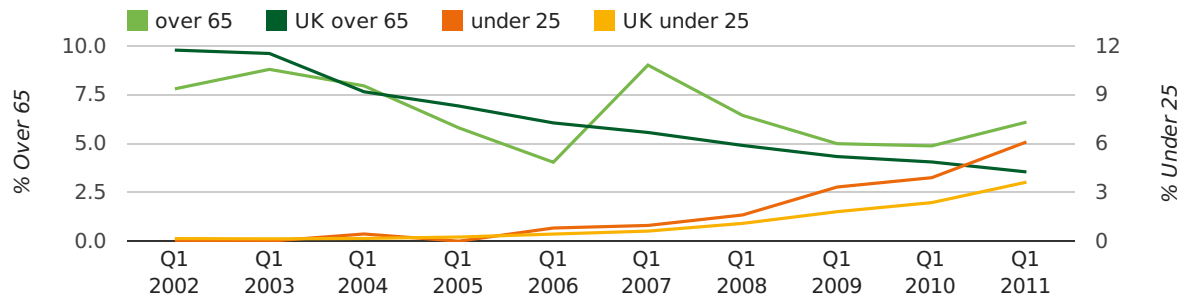
### Quarterly Data (Q1 Jan-Mar 2011)

The average age of a director in the first quarter of 2011 was 42.7.

The percentage of directors under the age of 25 was 6.1% compared to the UK figure of 3.0%.

The percentage of directors over the age of 65 was 6.1% compared to the UK figure of 4.3%.

#### director age by quarter

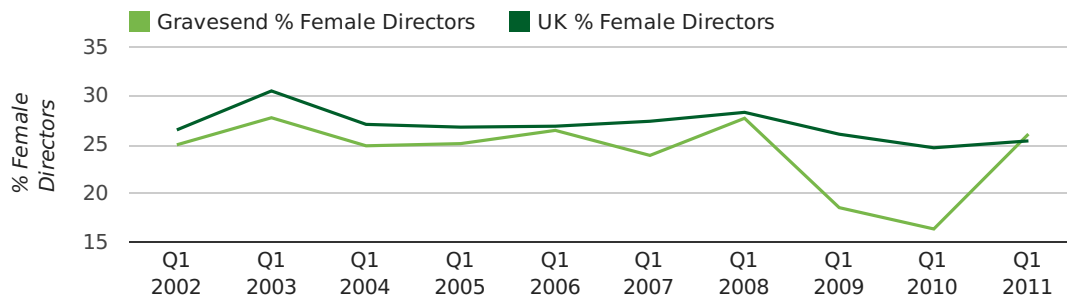


### Quarterly Data (Q1 Jan-Mar 2011)

The record first quarter for female directors in Gravesend was in 1861 when 40.0% of all directors were female.

26.1% of all director appointments in Gravesend in the first quarter of 2011 were female. This compares to a UK average of 25.4% for the same period.

#### director gender by quarter





Previous 12 months (Mar 2010-Mar 2011)

Excluding: LIMITED, LTD, &, UK, SERVICES, THE, (UK), AND, LTD., A, LLP, SOLUTIONS, COMPANY, OF.

WORD	PERCENTAGE	UK WORD	UK PERCENTAGE
CONSULTANCY	1.28%	CONSULTING	5.04%
CONSTRUCTION	1.00%	MANAGEMENT	4.97%
MANAGEMENT	1.00%	CONSULTANCY	3.16%
PROPERTY	1.00%	PROPERTY	2.38%
CONSULTING	1.00%	TRADING	2.10%
ELECTRICAL	0.82%	DESIGN	1.93%
MEDIA	0.73%	ASSOCIATES	1.92%
SERVICE	0.73%	BUSINESS	1.87%
TRADING	0.64%	CONSTRUCTION	1.80%
KENT	0.64%	CONSULTANTS	1.76%
R	0.64%	MEDIA	1.69%
ENGINEERING	0.55%	ENGINEERING	1.61%
EAST)	0.55%	LONDON	1.60%
M	0.55%	CARE	1.45%
SECURITY	0.55%	J	1.45%
CONTRACTORS	0.55%	GLOBAL	1.44%
SYSTEMS	0.46%	INVESTMENTS	1.43%
COMMERCIAL	0.46%	IT	1.41%
DEVELOPMENT	0.46%	PROPERTIES	1.36%
INVESTMENTS	0.46%	BUILDING	1.34%
(SOUTH	0.46%	M	1.30%
PROPERTIES	0.46%	ELECTRICAL	1.28%
TRANS	0.36%	S	1.24%
TESTING	0.36%	INTERNATIONAL	1.23%
BUILDING	0.36%	SYSTEMS	1.23%

## Previous 36 months, excluding companies less than 12 months old

SIC CODE	NUMBER OF COMPANIES	UK COMPANIES
None Supplied	544	202,798
7487 - Other business activities	71	60,968
9999 - Dormant Company	58	19,765
82990 - Other business support service activities not elsewhere classified	52	30,253
99999 - Dormant Company	30	18,336
7414 - Business & management consultancy	19	12,916
62020 - Information technology consultancy activities	14	10,246
4521 - General construction & civil engineering	11	6,183
42990 - Construction of other civil engineering projects not elsewhere classified	11	1,486
86101 - Hospital activities	10	960
7260 - Other computer related activities	10	7,789
7499 - Non-trading company	9	11,316
9305 - Other service activities	9	8,740
98000 - Residents property management	9	3,154
70229 - Management consultancy activities other than financial management	8	16,150
4545 - Other building completion	8	2,483
86900 - Other human health activities	8	4,092
43220 - Plumbing, heat and air-conditioning installation	8	2,312
43390 - Other building completion and finishing	7	2,707
4531 - Installation electrical wiring etc.	6	2,072