

Leatherhead

q1 2011 business confidence report



headlines

- February 2011 saw a new record in company registrations in Leatherhead when compared to any previous February.

contents

new company registrations

closed companies (dissolved)

net company growth

uk company share

director age

director gender

naming trends

sic data

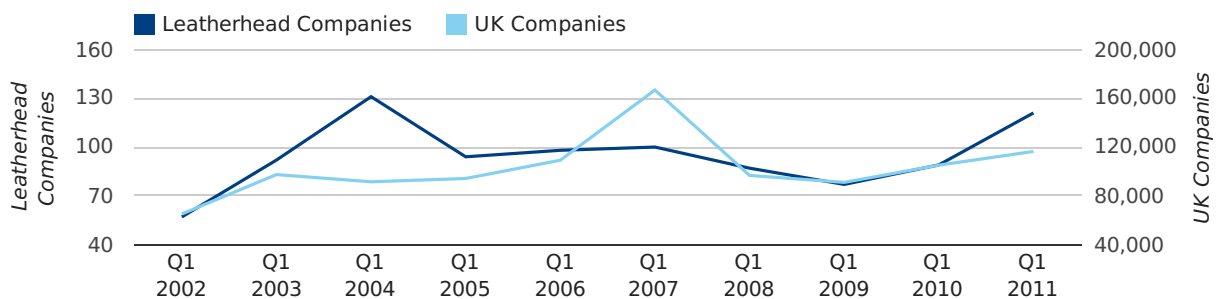
Quarterly Data (Q1 Jan-Mar 2011)

A total of 121 companies were registered in Leatherhead during the first quarter of 2011 (Jan 2011 - Mar 2011).

This figure is an increase of 36.0% versus the same period last year (Q1 2010). This figure compares well to the UK as a whole, which saw an increase of 10.7% against the same period last year.

FIRST QUARTER (JAN 2011 - MAR 2011)	LEATHERHEAD	UK
2011	121	116,391
2010	89	105,137
% CHANGE	36.0%	10.7%
RECORD YEAR	2004 (131)	2007 (166,814)

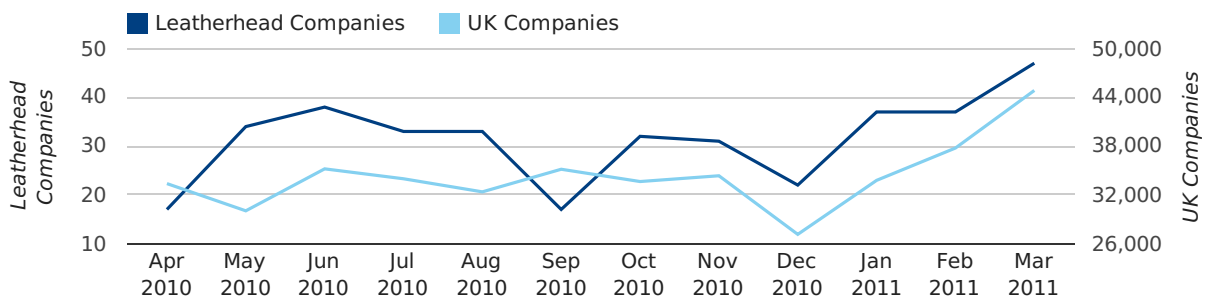
new companies by quarter



Monthly Data (Jan, Feb & Mar 2011)

February 2011 saw a new record in company registrations in Leatherhead when compared to any previous February.

new companies by month



	JANUARY	FEBRUARY	MARCH
NEW COMPANIES IN 2011	37	37	47
NEW COMPANIES IN 2010	27	27	35
% CHANGE	37.0%	37.0%	34.3%
RECORD YEAR	2004 (48)	2011 (37)	2004 (49)

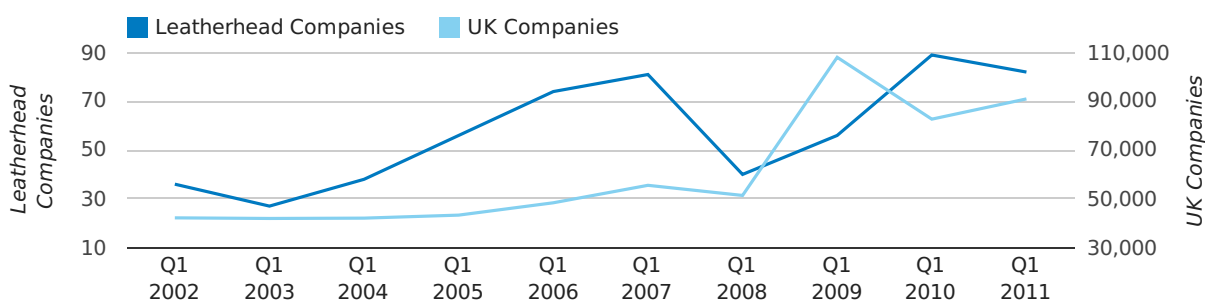
Quarterly Data (Q1 Jan-Mar 2011)

A total of 82 companies were dissolved in Leatherhead during the first quarter of 2011 (Jan 2011 - Mar 2011).

This figure is a decrease of 7.9% versus the same period last year (Q1 2010). This figure compares well to the UK as a whole, which saw an increase of 10.0% against the same period last year.

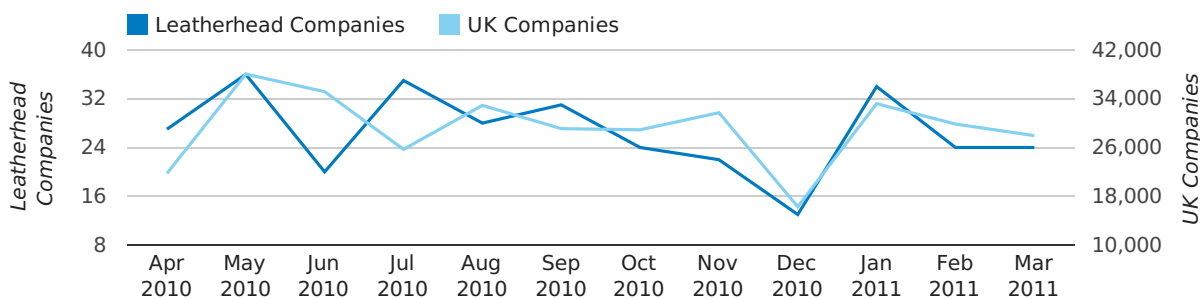
FIRST QUARTER (JAN 2011 - MAR 2011)	LEATHERHEAD	UK
2011	82	90,986
2010	89	82,677
% CHANGE	-7.9%	10.0%
RECORD YEAR	2010 (89)	2009 (108,060)

dissolved companies by quarter



Monthly Data (Jan, Feb & Mar 2011)

dissolved companies by month



	JANUARY	FEBRUARY	MARCH
CLOSED COMPANIES IN 2011	34	24	24
CLOSED COMPANIES IN 2010	13	28	48
% CHANGE	161.5%	-14.3%	-50%
RECORD YEAR	2007 (39)	2010 (28)	2010 (48)

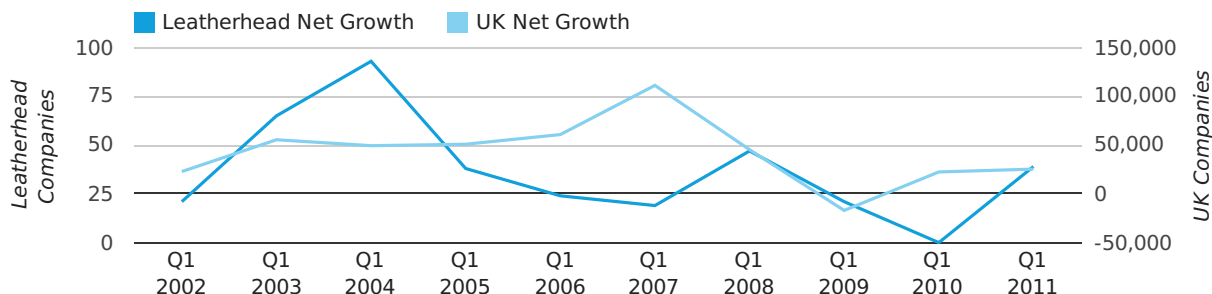
Quarterly Data (Q1 Jan-Mar 2011)

Warning: Division by zero in /var/clients/duport/v3/website/confidence-reports/includes/parseBlurb.php(96) : eval()'d code on line 1 Warning: Division by zero in /var/clients/duport/v3/website/confidence-reports/includes/parseBlurb.php(96) : eval()'d code on line 1 Warning: Division by zero in /var/clients/duport/v3/website/confidence-reports/includes/parseBlurb.php(96) : eval()'d code on line 1
 Net company growth for Leatherhead during the first quarter of 2011 (Jan 2011 - Mar 2011) was 39 companies.

This represents an increase of 0.0% on the same period last year.

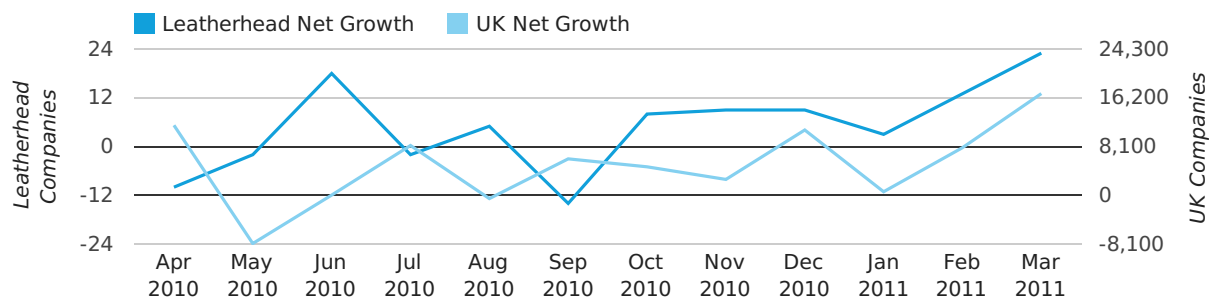
FIRST QUARTER (JAN 2011 - MAR 2011)	LEATHERHEAD	UK
2011	39	25,405
2010	0	22,460
% CHANGE	0.0%	13.1%
RECORD YEAR	2004 (93)	2007 (111,282)

net growth by quarter



Monthly Data (Jan, Feb & Mar 2011)

net growth by month



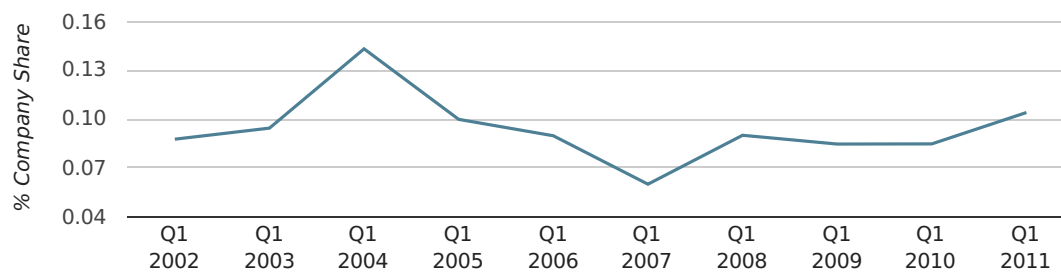
	JANUARY	FEBRUARY	MARCH
NET GROWTH IN 2011	3	13	23
NET GROWTH IN 2010	14	-1	-13
% CHANGE	-78.6%	-1,400.0%	-276.9%
RECORD YEAR	2004 (33)	2003 (28)	2004 (35)

Quarterly Data (Q1 Jan-Mar 2011)

In the first quarter of 2011, Leatherhead formed 0.1% of all UK companies.

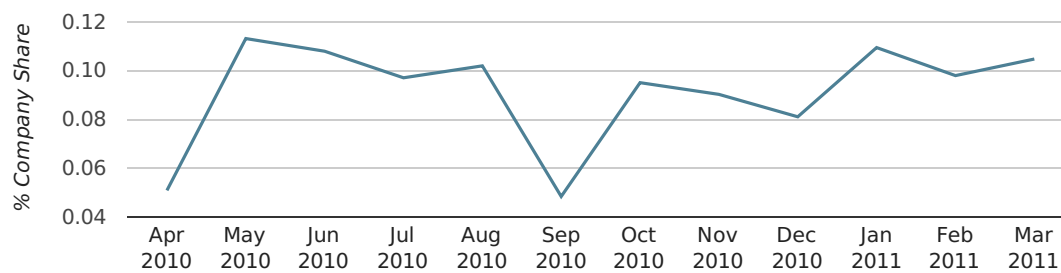
FIRST QUARTER (JAN 2011 - MAR 2011)	LEATHERHEAD
2011	0.1%
2010	0.1%
2009	0.1%
2008	0.1%
2007	0.1%
RECORD YEAR (SINCE 1960)	1970 (0.4%)

company share by quarter



Monthly Data (Jan, Feb & Mar 2011)

company share by month



	JANUARY	FEBRUARY	MARCH
UK FORMATION SHARE IN 2011	0.1%	0.1%	0.1%
UK FORMATION SHARE IN 2010	0.1%	0.1%	0.1%
% CHANGE	18.3%	20.5%	28.1%
RECORD YEAR	1969 (0.6%)	1966 (0.4%)	1970 (0.7%)

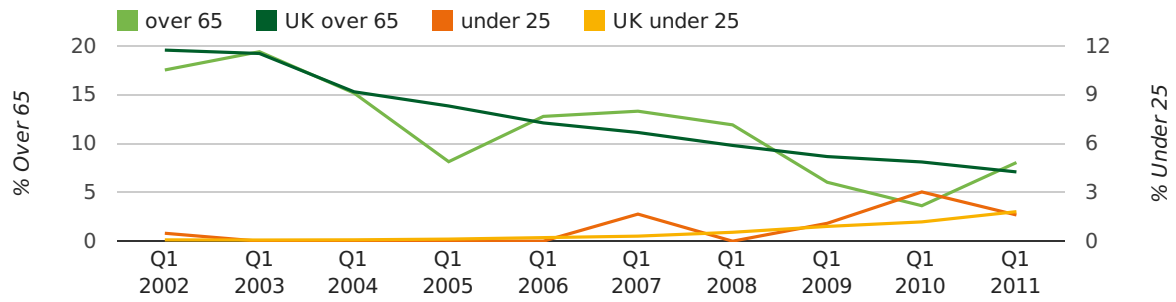
Quarterly Data (Q1 Jan-Mar 2011)

The average age of a director in the first quarter of 2011 was 48.8.

The percentage of directors under the age of 25 was 1.6% compared to the UK figure of 3.0%.

The percentage of directors over the age of 65 was 8.1% compared to the UK figure of 4.3%.

director age by quarter

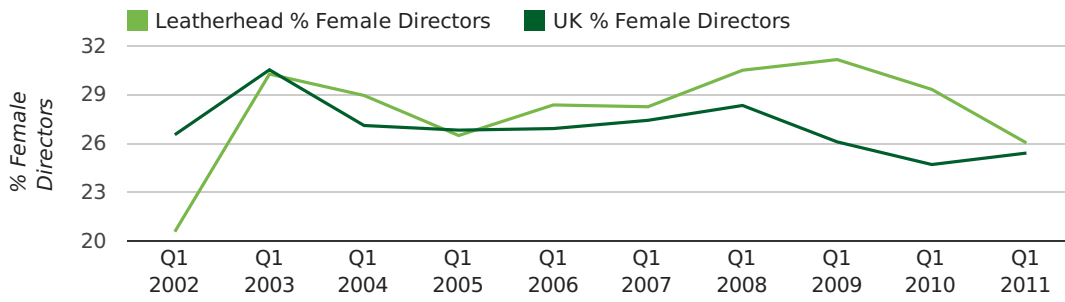


Quarterly Data (Q1 Jan-Mar 2011)

The record first quarter for female directors in Leatherhead was in 1861 when 40.0% of all directors were female.

26.0% of all director appointments in Leatherhead in the first quarter of 2011 were female. This compares to a UK average of 25.4% for the same period.

director gender by quarter



Previous 12 months (Mar 2010-Mar 2011)

Excluding: LIMITED, LTD, &, UK, SERVICES, THE, (UK), AND, LTD., A, LLP, SOLUTIONS, COMPANY, OF.

WORD	PERCENTAGE	UK WORD	UK PERCENTAGE
CONSULTING	3.91%	CONSULTING	5.04%
PLC	1.95%	MANAGEMENT	4.97%
MANAGEMENT	1.50%	CONSULTANCY	3.16%
ASSOCIATES	1.35%	PROPERTY	2.38%
GROUP	1.35%	TRADING	2.10%
HOLDINGS	1.20%	DESIGN	1.93%
CONSULTANCY	0.90%	ASSOCIATES	1.92%
ENTERPRISES	0.75%	BUSINESS	1.87%
MARKETING	0.75%	CONSTRUCTION	1.80%
TRADING	0.75%	CONSULTANTS	1.76%
GREEN	0.60%	MEDIA	1.69%
SURREY	0.60%	ENGINEERING	1.61%
PRIORY	0.60%	LONDON	1.60%
FINANCIAL	0.60%	CARE	1.45%
R	0.60%	J	1.45%
EDIF	0.45%	GLOBAL	1.44%
DEVELOPMENTS	0.45%	INVESTMENTS	1.43%
NO.	0.45%	IT	1.41%
FINANCE	0.45%	PROPERTIES	1.36%
2	0.45%	BUILDING	1.34%
LONDON	0.45%	M	1.30%
DEVELOPMENT	0.45%	ELECTRICAL	1.28%
COMMUNITY	0.45%	S	1.24%
J	0.45%	INTERNATIONAL	1.23%
INVEST	0.45%	SYSTEMS	1.23%

Previous 36 months, excluding companies less than 12 months old

SIC CODE	NUMBER OF COMPANIES	UK COMPANIES
None Supplied	142	202,798
7499 - Non-trading company	38	11,316
7487 - Other business activities	36	60,968
82990 - Other business support service activities not elsewhere classified	33	30,253
74990 - Non-trading company	32	8,695
70229 - Management consultancy activities other than financial management	22	16,150
7414 - Business & management consultancy	19	12,916
62020 - Information technology consultancy activities	14	10,246
99999 - Dormant Company	13	18,336
9999 - Dormant Company	12	19,765
74909 - Other professional, scientific and technical activities not elsewhere classified	12	7,788
41100 - Development of building projects	10	3,921
9305 - Other service activities	10	8,740
96090 - Other service activities not elsewhere classified	9	10,085
68209 - Other letting and operating of own or leased real estate	7	3,895
68100 - Buying and selling of own real estate	6	2,528
85590 - Other education not elsewhere classified	6	2,086
7415 - Holding companies including head offices	5	1,769
64999 - Financial intermediation not elsewhere classified	5	2,754
68310 - Real estate agencies	4	1,890