

# Leigh-On-Sea

2011 half year business confidence report



## contents

new company registrations

closed companies (dissolved)

net company growth

uk company share

director age

director gender

naming trends

sic data

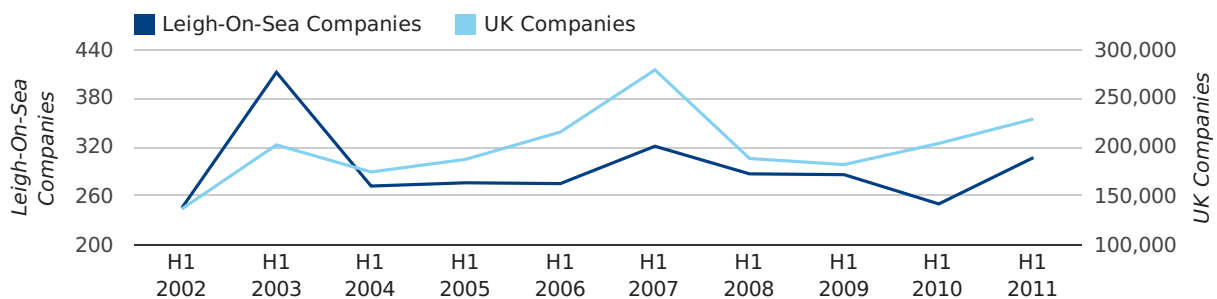
### Half Year Data (Jan-Jun 2011)

In the first half of 2011 a total of 307 companies were formed in Leigh-On-Sea. This figure is 22.8% higher than last year, which compares well to the UK wide figure of 12.3%.

The highest total for a first half year in Leigh-On-Sea occurred in 2003 when a total of 412 were formed.

HALF YEAR (JAN-JUN)	LEIGH-ON-SEA	UK
2011	307	228,735
2010	250	203,749
% CHANGE	22.8%	12.3%
RECORD YEAR	2003 (412)	2007 (279,097)

### new companies by half year



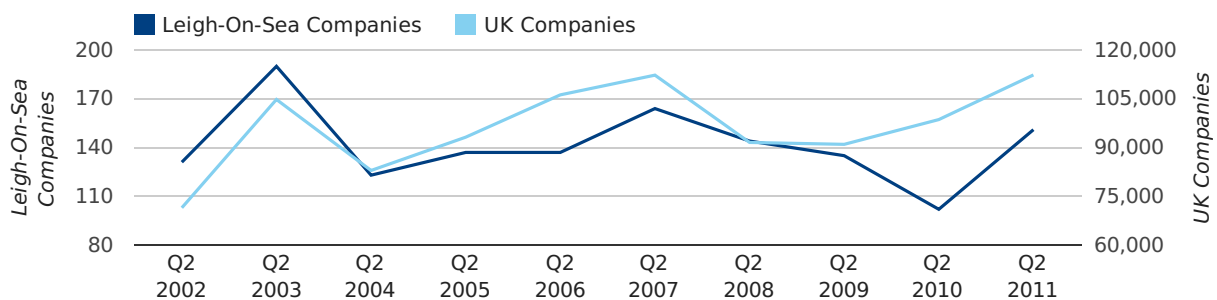
### Quarterly Data (Q2 Apr-Jun 2011)

A total of 151 companies were registered in Leigh-On-Sea during the second quarter of 2011 (Apr 2011 - Jun 2011).

This figure is an increase of 48.0% versus the same period last year (Q2 2010). This figure compares well to the UK as a whole, which saw an increase of 13.9% against the same period last year.

SECOND QUARTER (APR 2011 - JUN 2011)	LEIGH-ON-SEA	UK
2011	151	112,344
2010	102	98,612
% CHANGE	48.0%	13.9%
RECORD YEAR	2003 (190)	2011 (112,344)

### new companies by quarter



# Monthly Data (Apr, May & Jun 2011)

## new companies by month



	APRIL	MAY	JUNE
NEW COMPANIES IN 2011	41	53	57
NEW COMPANIES IN 2010	29	36	37
% CHANGE	41.4%	47.2%	54.1%
RECORD YEAR	2003 (73)	2003 (57)	2003 (60)

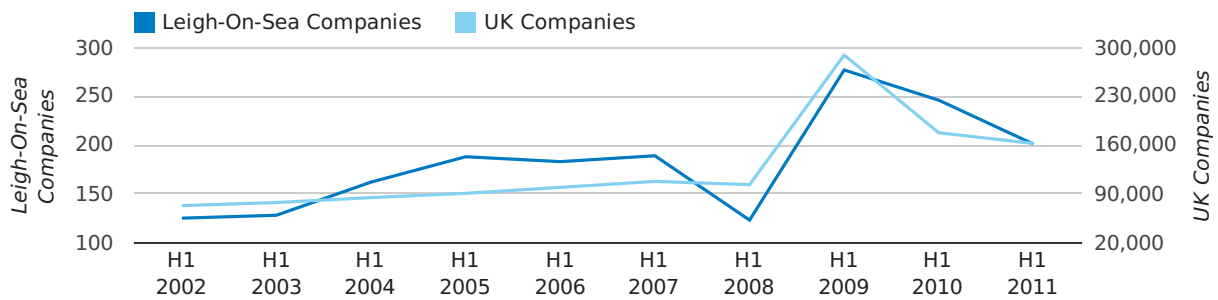
### Half Year Data (Jan-Jun 2011)

In the first half of 2011 a total of 201 companies were dissolved in Leigh-On-Sea. This figure is 18.3% lower than last year, which compares well to the UK wide change of -8.6%.

The highest total for a first half year in Leigh-On-Sea occurred in 2009 when a total of 277 were closed.

HALF YEAR (JAN-JUN)	LEIGH-ON-SEA	UK
2011	201	162,310
2010	246	177,631
% CHANGE	-18.3%	-8.6%
RECORD YEAR	2009 (277)	2009 (289,236)

### dissolved companies by half year



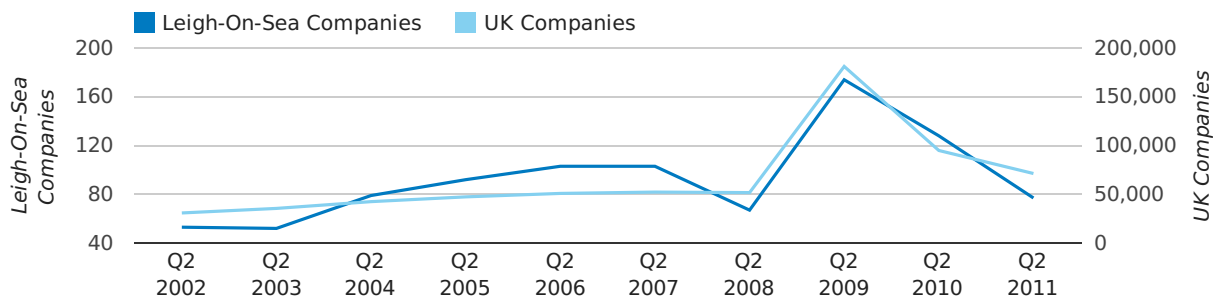
### Quarterly Data (Q2 Apr-Jun 2011)

A total of 77 companies were dissolved in Leigh-On-Sea during the second quarter of 2011 (Apr 2011 - Jun 2011).

This figure is a decrease of 39.8% versus the same period last year (Q2 2010). This figure compares well to the UK as a whole, which saw a decrease of 24.9% against the same period last year.

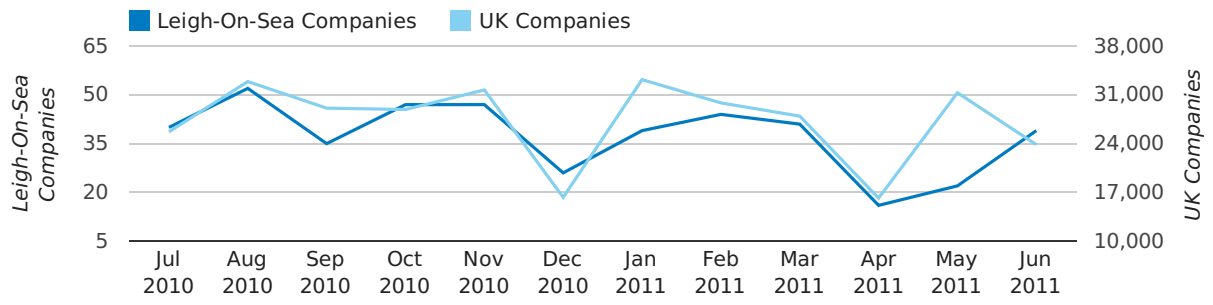
SECOND QUARTER (APR 2011 - JUN 2011)	LEIGH-ON-SEA	UK
2011	77	71,324
2010	128	94,954
% CHANGE	-39.8%	-24.9%
RECORD YEAR	2009 (174)	2009 (181,176)

### dissolved companies by quarter



# Monthly Data (Apr, May & Jun 2011)

## dissolved companies by month



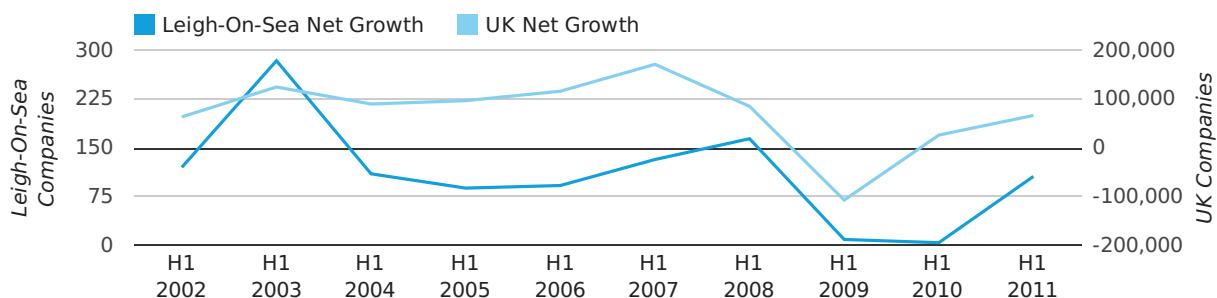
	APRIL	MAY	JUNE
CLOSED COMPANIES IN 2011	16	22	39
CLOSED COMPANIES IN 2010	34	50	44
% CHANGE	-52.9%	-56.0%	-11%
RECORD YEAR	2009 (49)	2009 (88)	2010 (44)

### Half Year Data (Jan-Jun 2011)

In the first half of 2011 the company register for Leigh-On-Sea increased by 106 companies. This figure is 2,550.0% higher than last year, which compares well to a UK increase of 154.3%.

HALF YEAR (JAN-JUN)	LEIGH-ON-SEA	UK
2011	106	66,425
2010	4	26,118
% CHANGE	2,550.0%	154.3%
RECORD YEAR	2003 (284)	2007 (171,296)

### net growth by half year



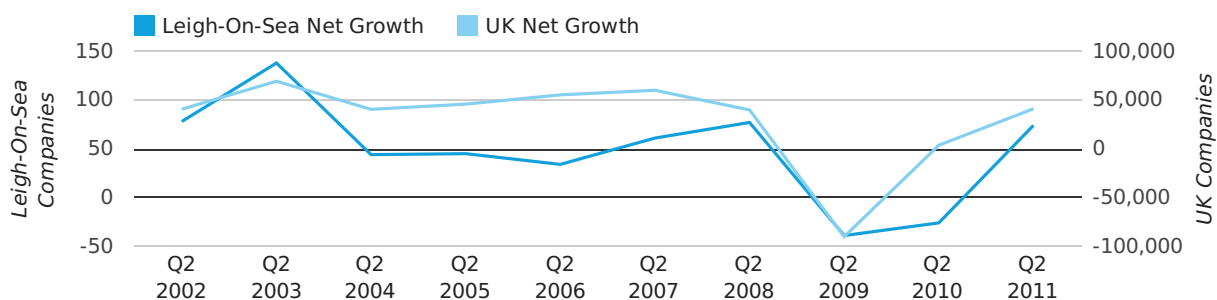
### Quarterly Data (Q2 Apr-Jun 2011)

Net company growth for Leigh-On-Sea during the second quarter of 2011 (Apr 2011 - Jun 2011) was 74 companies.

This represents an increase of 384.6% on the same period last year.

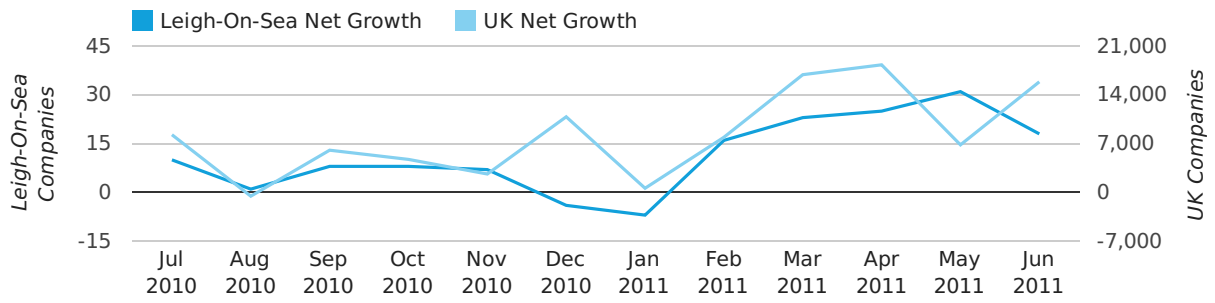
SECOND QUARTER (APR 2011 - JUN 2011)	LEIGH-ON-SEA	UK
2011	74	41,020
2010	-26	3,658
% CHANGE	-384.6%	1,021.4%
RECORD YEAR	2003 (138)	2003 (69,274)

### net growth by quarter



# Monthly Data (Apr, May & Jun 2011)

## net growth by month



	APRIL	MAY	JUNE
NET GROWTH IN 2011	25	31	18
NET GROWTH IN 2010	-5	-14	-7
% CHANGE	-600.0%	-321.4%	-357.1%
RECORD YEAR	2003 (57)	2003 (38)	2003 (43)

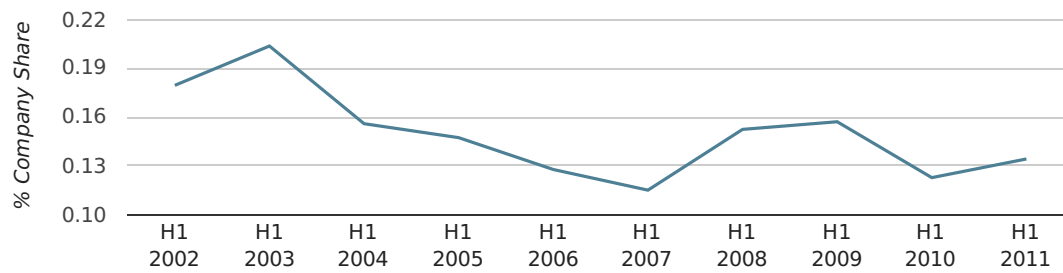


### Half Year Data (Jan-Jun 2011)

In the first half of 2011 Leigh-On-Sea formed 0.1% of all UK companies. This is the same as the 2010 figure of 0.1%.

HALF YEAR (JAN-JUN)	LEIGH-ON-SEA
2011	0.1%
2010	0.1%
2009	0.2%
2008	0.2%
2007	0.1%
RECORD YEAR (SINCE 1960)	2003 (0.2%)

#### company share by half year

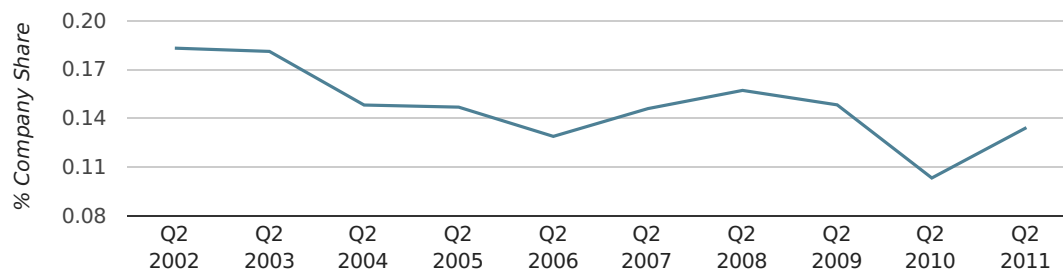


### Quarterly Data (Q2 Apr-Jun 2011)

In the second quarter of 2011, Leigh-On-Sea formed 0.1% of all UK companies.

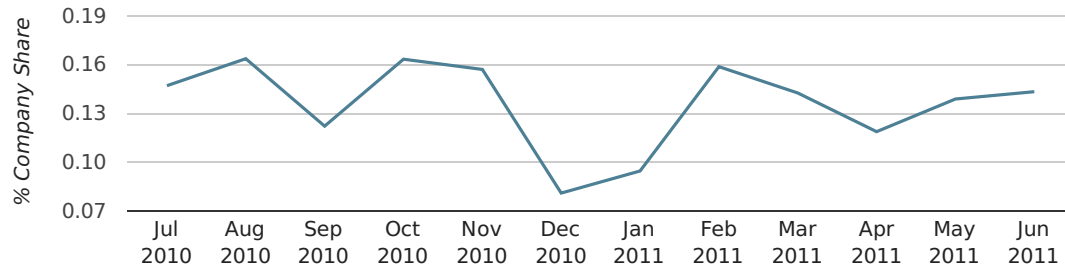
SECOND QUARTER (APR 2011 - JUN 2011)	LEIGH-ON-SEA
2011	0.1%
2010	0.1%
2009	0.1%
2008	0.2%
2007	0.1%
RECORD YEAR (SINCE 1960)	1970 (0.3%)

#### company share by quarter



# Monthly Data (Apr, May & Jun 2011)

## company share by month



	APRIL	MAY	JUNE
UK FORMATION SHARE IN 2011	0.1%	0.1%	0.1%
UK FORMATION SHARE IN 2010	0.1%	0.1%	0.1%
% CHANGE	36.8%	15.9%	36.5%
RECORD YEAR	1960 (0.3%)	1970 (0.5%)	1962 (0.4%)

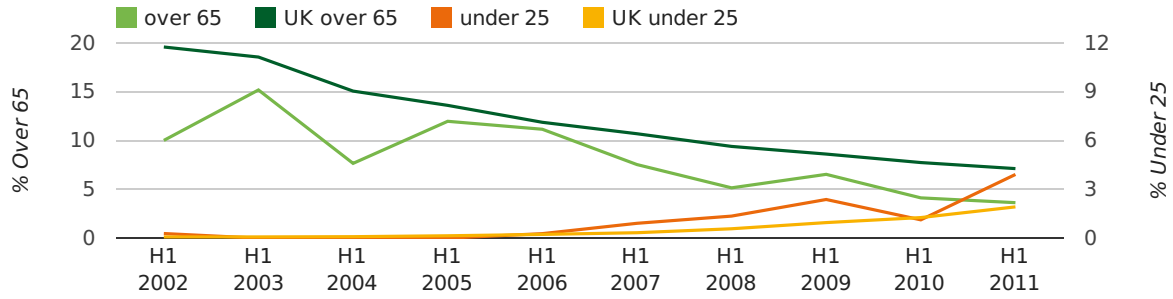
### Half Year Data (Jan-Jun 2011)

The average age of a director in the first half of 2011 was 43.5.

The percentage of directors under the age of 25 was 3.9% compared to the UK figure of 3.2%.

The percentage of directors over the age of 65 was 3.6% compared to the UK figure of 4.3%.

#### director age by half year



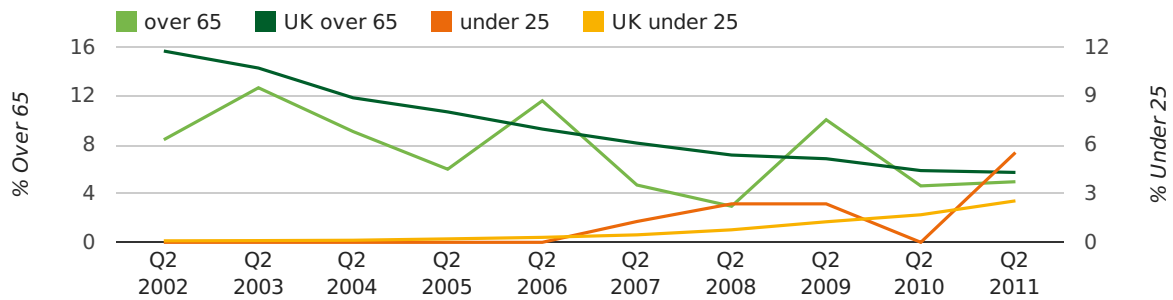
### Quarterly Data (Q2 Apr-Jun 2011)

The average age of a director in the second quarter of 2011 was 43.3.

The percentage of directors under the age of 25 was 5.5% compared to the UK figure of 3.4%.

The percentage of directors over the age of 65 was 5.0% compared to the UK figure of 4.3%.

#### director age by quarter

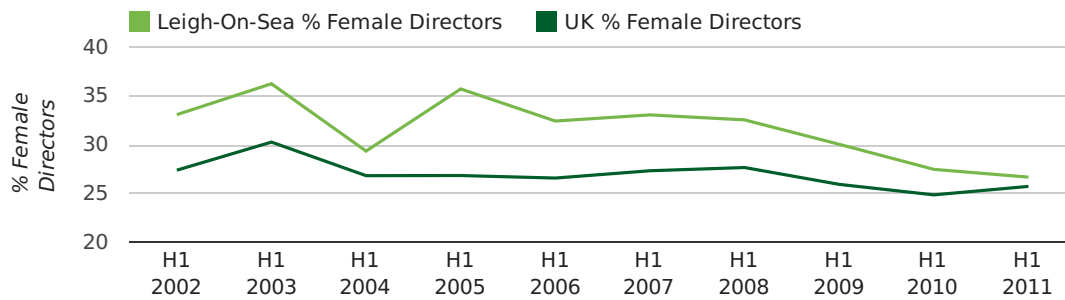


### Half Year Data (Jan-Jun 2011)

The record first half year for female directors in Leigh-On-Sea was 1861 when 40.0% of all directors were female.

26.7% of all director appointments in Leigh-On-Sea in the first half of 2011 were female. This compares to a UK average of 25.7% for the same period.

#### director gender by half year

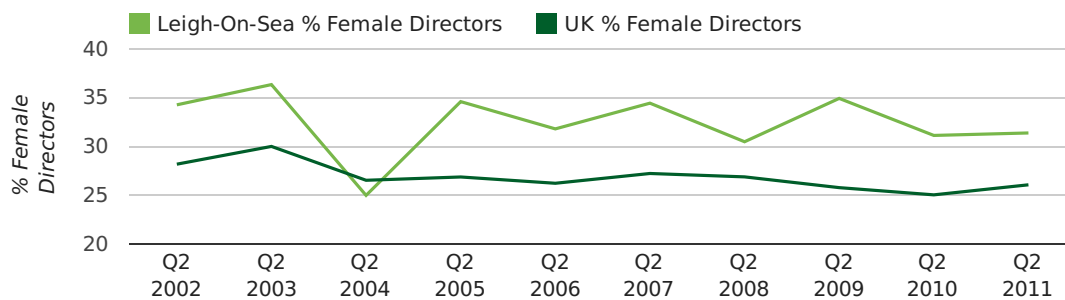


### Quarterly Data (Q2 Apr-Jun 2011)

The record second quarter for female directors in Leigh-On-Sea was in 1866 when 66.7% of all directors were female.

31.4% of all director appointments in Leigh-On-Sea in the second quarter of 2011 were female. This compares to a UK average of 26.1% for the same period.

#### director gender by quarter



Previous 12 months (Jun 2010-Jun 2011)

Excluding: LIMITED, LTD, &, UK, SERVICES, THE, (UK), AND, LTD., A, LLP, SOLUTIONS, COMPANY, OF.

WORD	PERCENTAGE	UK WORD	UK PERCENTAGE
CONSULTING	1.52%	CONSULTING	5.09%
DESIGN	1.52%	MANAGEMENT	4.86%
LEIGH	1.01%	CONSULTANCY	3.17%
MANAGEMENT	1.01%	PROPERTY	2.43%
(ESSEX)	0.91%	TRADING	2.05%
ESSEX	0.91%	DESIGN	1.94%
ASSOCIATES	0.91%	ASSOCIATES	1.92%
ELECTRICAL	0.81%	BUSINESS	1.87%
BUILDING	0.81%	CONSTRUCTION	1.77%
GREEN	0.81%	CONSULTANTS	1.76%
R	0.71%	MEDIA	1.73%
MAINTENANCE	0.71%	ENGINEERING	1.67%
PROPERTY	0.71%	LONDON	1.60%
MARKETING	0.71%	GLOBAL	1.46%
CONSULTANCY	0.71%	J	1.44%
J	0.61%	CARE	1.44%
HAIR	0.61%	INVESTMENTS	1.42%
PLUMBING	0.61%	IT	1.39%
M	0.61%	BUILDING	1.32%
C	0.61%	PROPERTIES	1.31%
IT	0.51%	ELECTRICAL	1.30%
FINANCIAL	0.51%	M	1.27%
SYSTEMS	0.51%	S	1.23%
ENTERPRISES	0.51%	ENTERPRISES	1.20%
PROPERTIES	0.51%	SYSTEMS	1.20%

## Previous 36 months, excluding companies less than 12 months old

SIC CODE	NUMBER OF COMPANIES	UK COMPANIES
None Supplied	197	202,072
7487 - Other business activities	89	60,758
82990 - Other business support service activities not elsewhere classified	74	30,647
96090 - Other service activities not elsewhere classified	55	10,322
9305 - Other service activities	27	9,063
7499 - Non-trading company	27	10,955
70229 - Management consultancy activities other than financial management	26	16,419
99999 - Dormant Company	24	18,918
72190 - Other research and experimental development on natural sciences and engineering	18	671
7414 - Business & management consultancy	17	13,053
9999 - Dormant Company	14	20,111
62090 - Other information technology service activities	13	7,095
4521 - General construction & civil engineering	13	5,928
43220 - Plumbing, heat and air-conditioning installation	12	2,223
74990 - Non-trading company	11	8,481
62020 - Information technology consultancy activities	10	10,545
74100 - specialised design activities	9	1,335
74909 - Other professional, scientific and technical activities not elsewhere classified	9	7,835
7260 - Other computer related activities	8	7,849
68310 - Real estate agencies	8	1,908