

Macclesfield

q1 2011 business confidence report



headlines

- Q1 2011 saw a new record in company registrations in Macclesfield when compared to any previous Q1.
- Q1 2011 was a record quarter for company registrations in Macclesfield when compared to any quarter in history.
- March 2011 was a record month for company registrations in Macclesfield when compared to any month in history.
- February 2011 saw a new record in company registrations in Macclesfield when compared to any previous February.
- January 2011 saw a new record in company closures in Macclesfield when compared to any previous January.
- February 2011 saw a new record in net growth in Macclesfield when compared to any previous February.

contents

new company registrations

closed companies (dissolved)

net company growth

uk company share

director age

director gender

naming trends

sic data

Quarterly Data (Q1 Jan-Mar 2011)

Q1 2011 saw a new record in company registrations in Macclesfield when compared to any previous Q1.

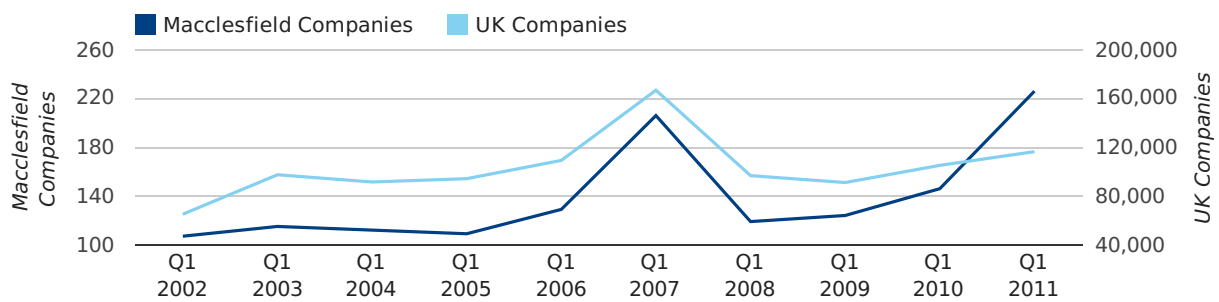
Q1 2011 was a record quarter for company registrations in Macclesfield when compared to any quarter in history.

A total of 226 companies were registered in Macclesfield during the first quarter of 2011 (Jan 2011 - Mar 2011).

This figure is an increase of 54.8% versus the same period last year (Q1 2010). This figure compares well to the UK as a whole, which saw an increase of 10.7% against the same period last year.

FIRST QUARTER (JAN 2011 - MAR 2011)	MACCLESFIELD	UK
2011	226	116,391
2010	146	105,137
% CHANGE	54.8%	10.7%
RECORD YEAR	2011 (226)	2007 (166,814)

new companies by quarter

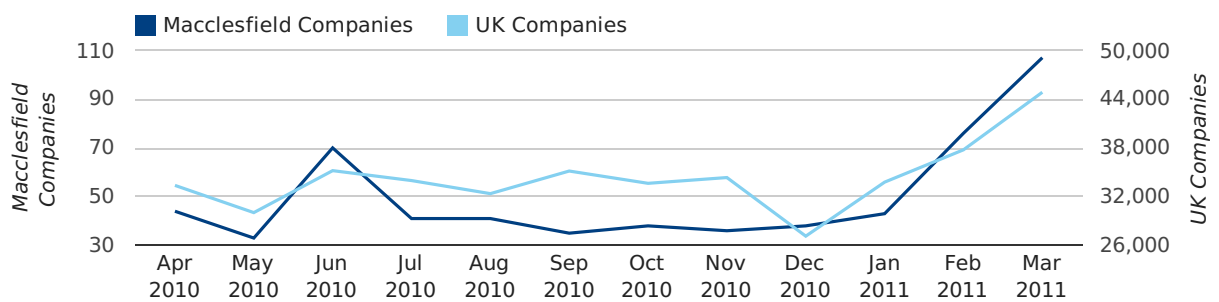


Monthly Data (Jan, Feb & Mar 2011)

March 2011 was a record month for company registrations in Macclesfield when compared to any month in history.

February 2011 saw a new record in company registrations in Macclesfield when compared to any previous February.

new companies by month



	JANUARY	FEBRUARY	MARCH
NEW COMPANIES IN 2011	43	76	107
NEW COMPANIES IN 2010	51	40	55
% CHANGE	-15.7%	90.0%	94.5%
RECORD YEAR	2010 (51)	2011 (76)	2007 (107)

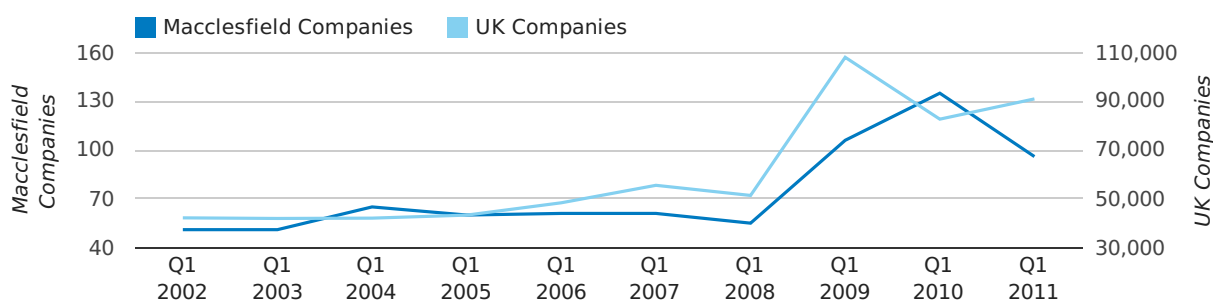
Quarterly Data (Q1 Jan-Mar 2011)

A total of 96 companies were dissolved in Macclesfield during the first quarter of 2011 (Jan 2011 - Mar 2011).

This figure is a decrease of 28.9% versus the same period last year (Q1 2010). This figure compares well to the UK as a whole, which saw an increase of 10.0% against the same period last year.

FIRST QUARTER (JAN 2011 - MAR 2011)	MACCLESFIELD	UK
2011	96	90,986
2010	135	82,677
% CHANGE	-28.9%	10.0%
RECORD YEAR	2010 (135)	2009 (108,060)

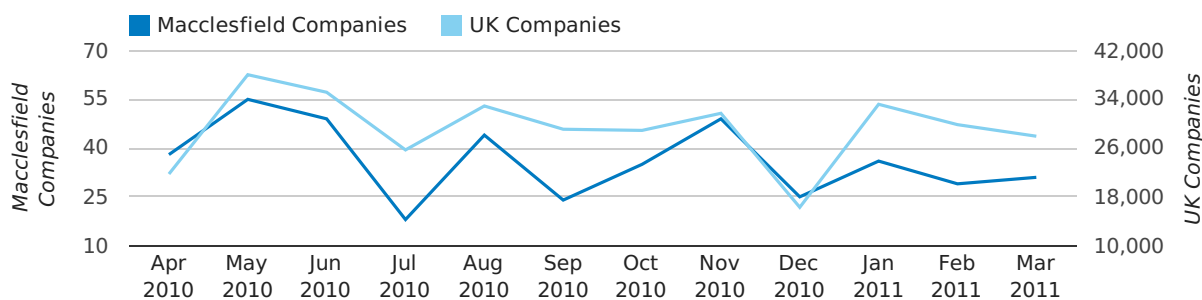
dissolved companies by quarter



Monthly Data (Jan, Feb & Mar 2011)

January 2011 saw a new record in company closures in Macclesfield when compared to any previous January.

dissolved companies by month



	JANUARY	FEBRUARY	MARCH
CLOSED COMPANIES IN 2011	36	29	31
CLOSED COMPANIES IN 2010	25	43	67
% CHANGE	44.0%	-32.6%	-54%
RECORD YEAR	2011 (36)	2010 (43)	2010 (67)

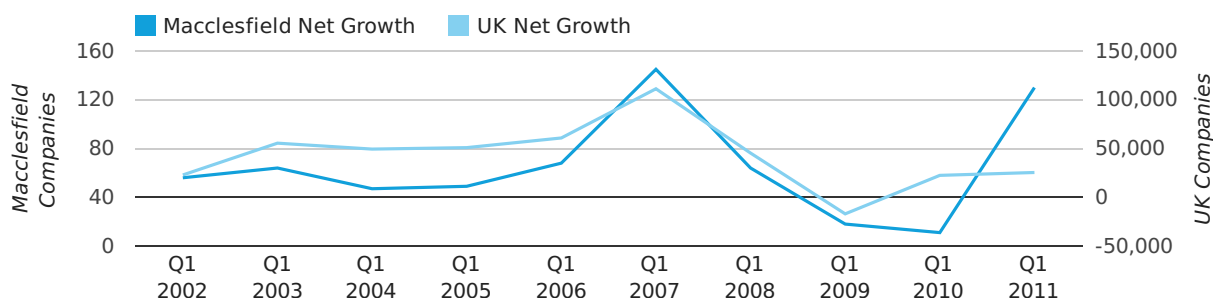
Quarterly Data (Q1 Jan-Mar 2011)

Net company growth for Macclesfield during the first quarter of 2011 (Jan 2011 - Mar 2011) was 130 companies.

This represents an increase of 1,081.8% on the same period last year.

FIRST QUARTER (JAN 2011 - MAR 2011)	MACCLESFIELD	UK
2011	130	25,405
2010	11	22,460
% CHANGE	1,081.8%	13.1%
RECORD YEAR	2007 (145)	2007 (111,282)

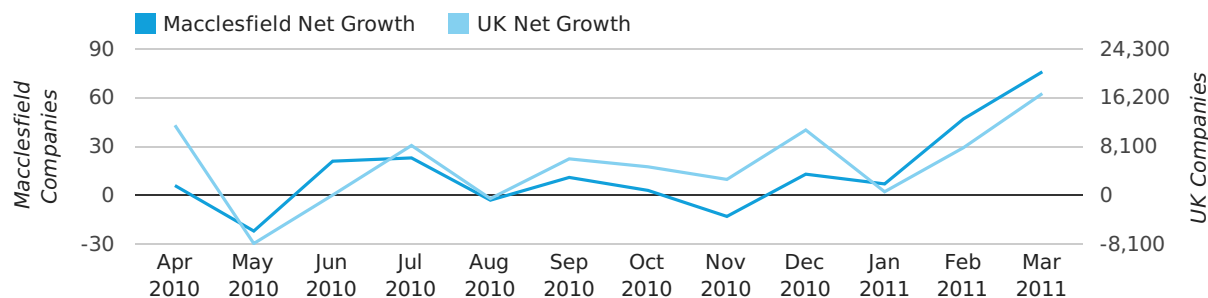
net growth by quarter



Monthly Data (Jan, Feb & Mar 2011)

February 2011 saw a new record in net growth in Macclesfield when compared to any previous February.

net growth by month



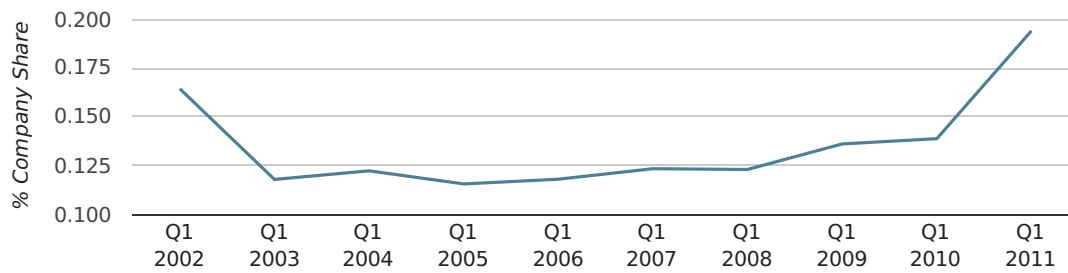
	JANUARY	FEBRUARY	MARCH
NET GROWTH IN 2011	7	47	76
NET GROWTH IN 2010	26	-3	-12
% CHANGE	-73.1%	-1,666.7%	-733.3%
RECORD YEAR	2010 (26)	2011 (47)	2007 (92)

Quarterly Data (Q1 Jan-Mar 2011)

In the first quarter of 2011, Macclesfield formed 0.2% of all UK companies.

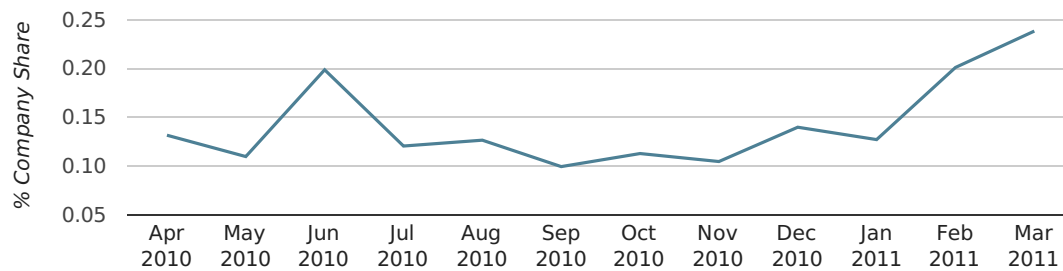
FIRST QUARTER (JAN 2011 - MAR 2011)	MACCLESFIELD
2011	0.2%
2010	0.1%
2009	0.1%
2008	0.1%
2007	0.1%
RECORD YEAR (SINCE 1960)	1961 (0.3%)

company share by quarter



Monthly Data (Jan, Feb & Mar 2011)

company share by month



	JANUARY	FEBRUARY	MARCH
UK FORMATION SHARE IN 2011	0.1%	0.2%	0.2%
UK FORMATION SHARE IN 2010	0.2%	0.1%	0.1%
% CHANGE	-27.3%	67.2%	85.5%
RECORD YEAR	1970 (0.6%)	1963 (0.4%)	1961 (0.5%)

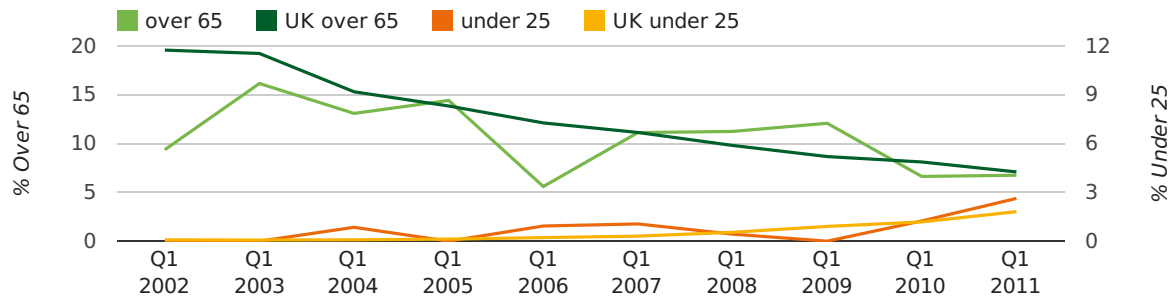
Quarterly Data (Q1 Jan-Mar 2011)

The average age of a director in the first quarter of 2011 was 44.7.

The percentage of directors under the age of 25 was 2.6% compared to the UK figure of 3.0%.

The percentage of directors over the age of 65 was 6.8% compared to the UK figure of 4.3%.

director age by quarter

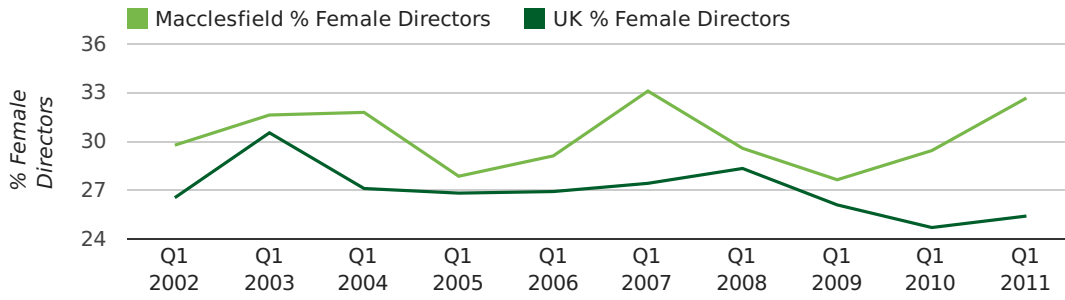


Quarterly Data (Q1 Jan-Mar 2011)

The record first quarter for female directors in Macclesfield was in 1861 when 40.0% of all directors were female.

32.7% of all director appointments in Macclesfield in the first quarter of 2011 were female. This compares to a UK average of 25.4% for the same period.

director gender by quarter



Previous 12 months (Mar 2010-Mar 2011)

Excluding: LIMITED, LTD, &, UK, SERVICES, THE, (UK), AND, LTD., A, LLP, SOLUTIONS, COMPANY, OF.

WORD	PERCENTAGE	UK WORD	UK PERCENTAGE
CONSULTING	1.67%	CONSULTING	5.04%
PROPERTY	1.47%	MANAGEMENT	4.97%
MANAGEMENT	1.08%	CONSULTANCY	3.16%
IT	0.88%	PROPERTY	2.38%
PARTNERSHIP	0.88%	TRADING	2.10%
ASSOCIATES	0.88%	DESIGN	1.93%
CHESHIRE	0.79%	ASSOCIATES	1.92%
CONSULTANTS	0.79%	BUSINESS	1.87%
CONSULTANCY	0.69%	CONSTRUCTION	1.80%
PARTNERS	0.69%	CONSULTANTS	1.76%
PROPERTIES	0.69%	MEDIA	1.69%
MARKETING	0.59%	ENGINEERING	1.61%
TRAINING	0.59%	LONDON	1.60%
DEVELOPMENTS	0.59%	CARE	1.45%
INVESTMENTS	0.59%	J	1.45%
DESIGN	0.59%	GLOBAL	1.44%
FINANCIAL	0.59%	INVESTMENTS	1.43%
MACCLESFIELD	0.49%	IT	1.41%
EUROPE	0.49%	PROPERTIES	1.36%
JULIAN	0.49%	BUILDING	1.34%
BUSINESS	0.49%	M	1.30%
COURT	0.49%	ELECTRICAL	1.28%
(MACCLESFIELD)	0.39%	S	1.24%
PROJECTS	0.39%	INTERNATIONAL	1.23%
P	0.39%	SYSTEMS	1.23%

Previous 36 months, excluding companies less than 12 months old

SIC CODE	NUMBER OF COMPANIES	UK COMPANIES
None Supplied	281	202,798
7487 - Other business activities	64	60,968
99999 - Dormant Company	39	18,336
70229 - Management consultancy activities other than financial management	34	16,150
9999 - Dormant Company	34	19,765
82990 - Other business support service activities not elsewhere classified	23	30,253
7414 - Business & management consultancy	22	12,916
62090 - Other information technology service activities	21	6,996
74909 - Other professional, scientific and technical activities not elsewhere classified	19	7,788
62020 - Information technology consultancy activities	16	10,246
7499 - Non-trading company	13	11,316
7260 - Other computer related activities	13	7,789
74990 - Non-trading company	11	8,695
9305 - Other service activities	10	8,740
7222 - Other software consultancy and supply	10	7,000
47910 - Retail sale via mail order houses or via Internet	9	2,197
4521 - General construction & civil engineering	8	6,183
41202 - Construction of domestic buildings	8	2,290
7412 - Accounting, auditing; tax consult	7	2,344
64999 - Financial intermediation not elsewhere classified	7	2,754