

Maidenhead

q1 2011 business confidence report



headlines

- February 2011 saw a new record in company registrations in Maidenhead when compared to any previous February.
- Q1 2011 saw a new record in company closures in Maidenhead when compared to any previous Q1.
- January 2011 saw a new record in company closures in Maidenhead when compared to any previous January.
- February 2011 saw a new record in net growth in Maidenhead when compared to any previous February.

contents

new company registrations

closed companies (dissolved)

net company growth

uk company share

director age

director gender

naming trends

sic data

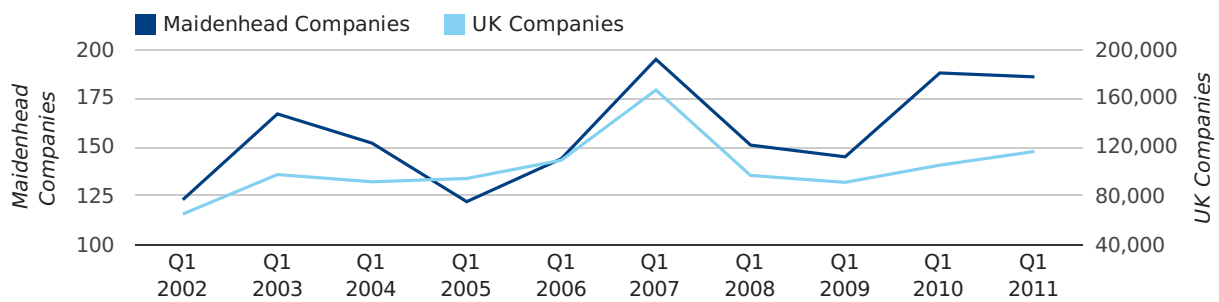
Quarterly Data (Q1 Jan-Mar 2011)

A total of 186 companies were registered in Maidenhead during the first quarter of 2011 (Jan 2011 - Mar 2011).

This figure is a decrease of 1.1% versus the same period last year (Q1 2010). This figure compares badly to the UK as a whole, which saw an increase of 10.7% against the same period last year.

FIRST QUARTER (JAN 2011 - MAR 2011)	MAIDENHEAD	UK
2011	186	116,391
2010	188	105,137
% CHANGE	-1.1%	10.7%
RECORD YEAR	2007 (195)	2007 (166,814)

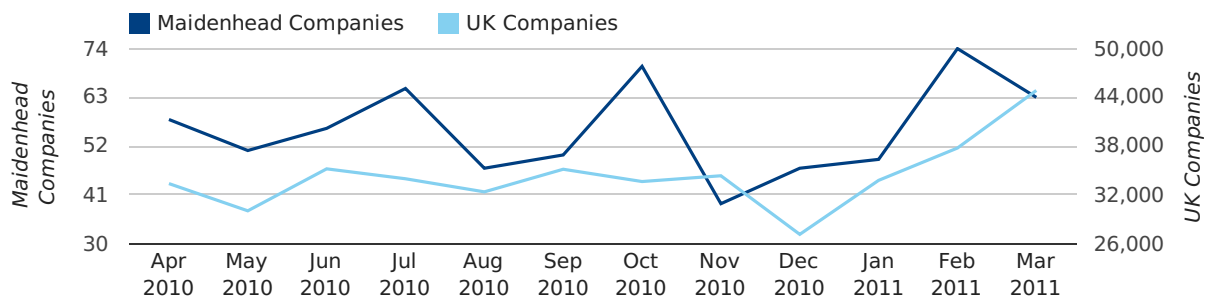
new companies by quarter



Monthly Data (Jan, Feb & Mar 2011)

February 2011 saw a new record in company registrations in Maidenhead when compared to any previous February.

new companies by month



	JANUARY	FEBRUARY	MARCH
NEW COMPANIES IN 2011	49	74	63
NEW COMPANIES IN 2010	43	63	82
% CHANGE	14.0%	17.5%	-23.2%
RECORD YEAR	2007 (59)	2011 (74)	2010 (82)

Quarterly Data (Q1 Jan-Mar 2011)

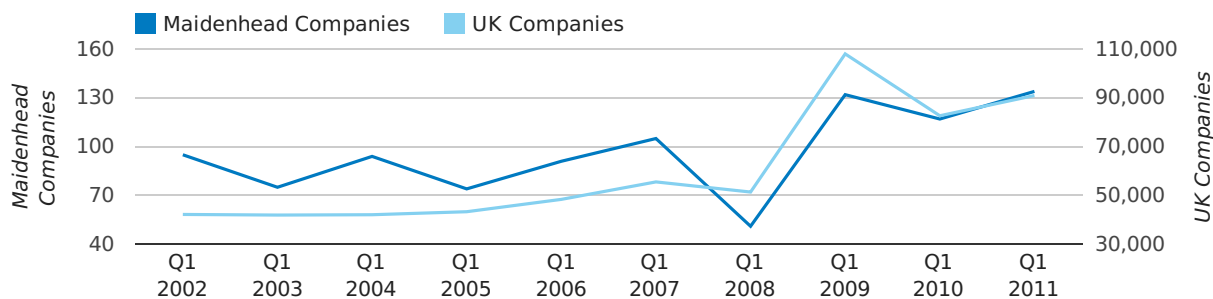
Q1 2011 saw a new record in company closures in Maidenhead when compared to any previous Q1.

A total of 134 companies were dissolved in Maidenhead during the first quarter of 2011 (Jan 2011 - Mar 2011).

This figure is an increase of 14.5% versus the same period last year (Q1 2010). This figure compares poorly to the UK as a whole, which saw an increase of 10.0% against the same period last year.

FIRST QUARTER (JAN 2011 - MAR 2011)	MAIDENHEAD	UK
2011	134	90,986
2010	117	82,677
% CHANGE	14.5%	10.0%
RECORD YEAR	2011 (134)	2009 (108,060)

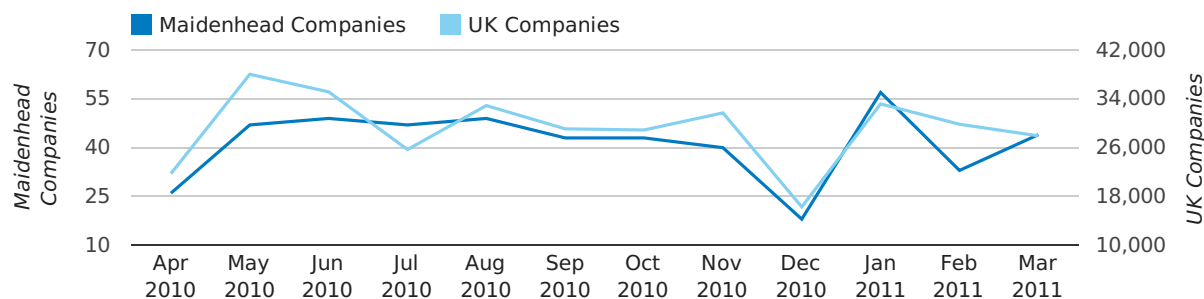
dissolved companies by quarter



Monthly Data (Jan, Feb & Mar 2011)

January 2011 saw a new record in company closures in Maidenhead when compared to any previous January.

dissolved companies by month



	JANUARY	FEBRUARY	MARCH
CLOSED COMPANIES IN 2011	57	33	44
CLOSED COMPANIES IN 2010	38	24	55
% CHANGE	50.0%	37.5%	-20%
RECORD YEAR	2011 (57)	2008 (35)	2009 (89)

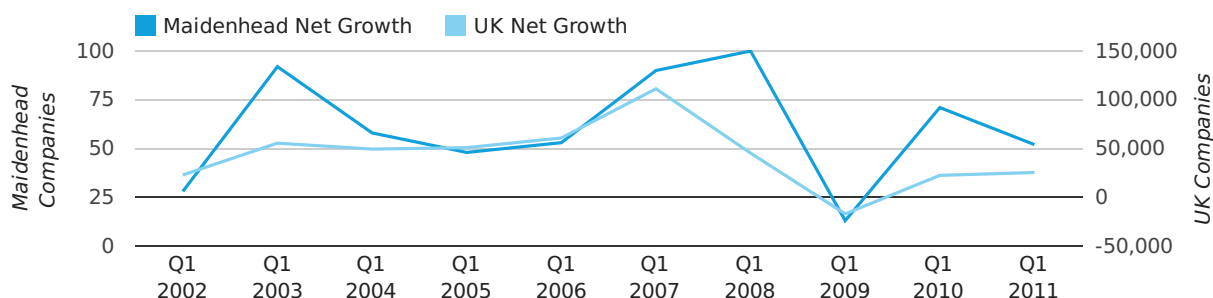
Quarterly Data (Q1 Jan-Mar 2011)

Net company growth for Maidenhead during the first quarter of 2011 (Jan 2011 - Mar 2011) was 52 companies.

This represents a decrease of 26.8% on the same period last year.

FIRST QUARTER (JAN 2011 - MAR 2011)	MAIDENHEAD	UK
2011	52	25,405
2010	71	22,460
% CHANGE	-26.8%	13.1%
RECORD YEAR	2008 (100)	2007 (111,282)

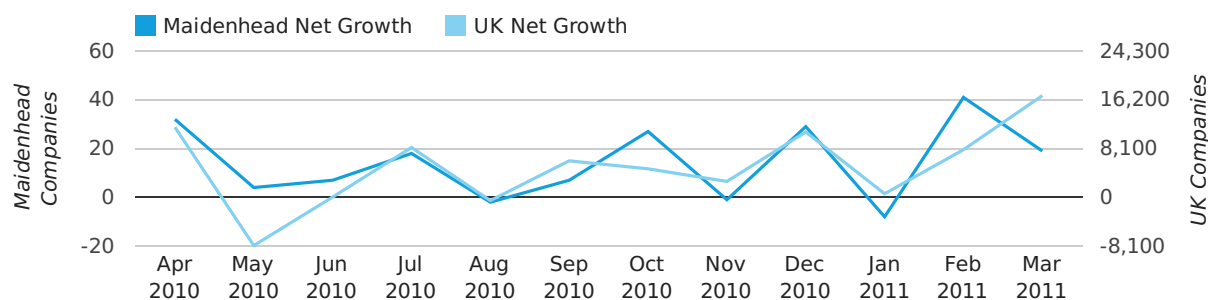
net growth by quarter



Monthly Data (Jan, Feb & Mar 2011)

February 2011 saw a new record in net growth in Maidenhead when compared to any previous February.

net growth by month



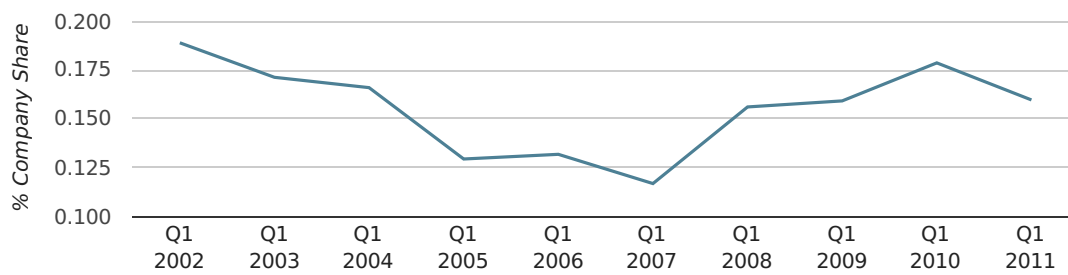
	JANUARY	FEBRUARY	MARCH
NET GROWTH IN 2011	-8	41	19
NET GROWTH IN 2010	5	39	27
% CHANGE	-260.0%	5.1%	-29.6%
RECORD YEAR	2008 (31)	2011 (41)	2008 (59)

Quarterly Data (Q1 Jan-Mar 2011)

In the first quarter of 2011, Maidenhead formed 0.2% of all UK companies.

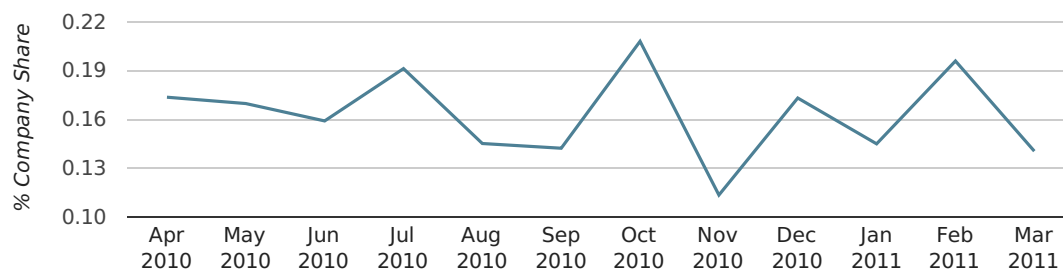
FIRST QUARTER (JAN 2011 - MAR 2011)	MAIDENHEAD
2011	0.2%
2010	0.2%
2009	0.2%
2008	0.2%
2007	0.1%
RECORD YEAR (SINCE 1960)	1969 (0.7%)

company share by quarter



Monthly Data (Jan, Feb & Mar 2011)

company share by month



	JANUARY	FEBRUARY	MARCH
UK FORMATION SHARE IN 2011	0.1%	0.2%	0.1%
UK FORMATION SHARE IN 2010	0.1%	0.2%	0.2%
% CHANGE	-1.7%	3.3%	-26.7%
RECORD YEAR	1964 (0.6%)	1961 (1.3%)	1969 (0.7%)

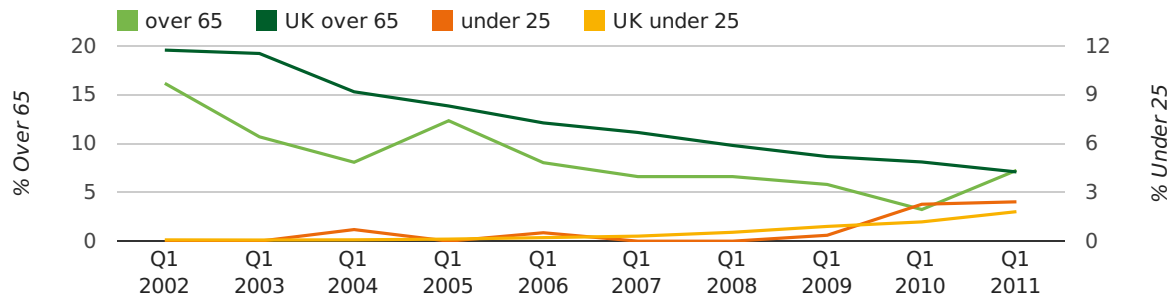
Quarterly Data (Q1 Jan-Mar 2011)

The average age of a director in the first quarter of 2011 was 45.2.

The percentage of directors under the age of 25 was 2.4% compared to the UK figure of 3.0%.

The percentage of directors over the age of 65 was 7.3% compared to the UK figure of 4.3%.

director age by quarter

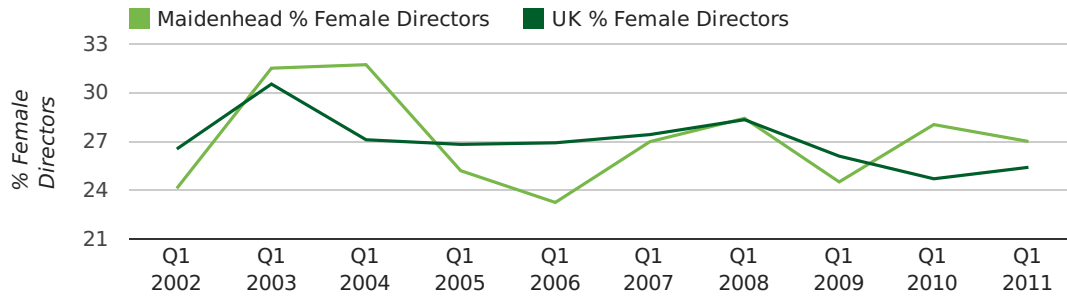


Quarterly Data (Q1 Jan-Mar 2011)

The record first quarter for female directors in Maidenhead was in 1861 when 40.0% of all directors were female.

27.0% of all director appointments in Maidenhead in the first quarter of 2011 were female. This compares to a UK average of 25.4% for the same period.

director gender by quarter



Previous 12 months (Mar 2010-Mar 2011)

Excluding: LIMITED, LTD, &, UK, SERVICES, THE, (UK), AND, LTD., A, LLP, SOLUTIONS, COMPANY, OF.

WORD	PERCENTAGE	UK WORD	UK PERCENTAGE
CONSULTING	2.59%	CONSULTING	5.04%
CONSULTANCY	1.66%	MANAGEMENT	4.97%
MANAGEMENT	1.29%	CONSULTANCY	3.16%
DEVELOPMENTS	1.11%	PROPERTY	2.38%
ASSOCIATES	0.83%	TRADING	2.10%
DESIGN	0.83%	DESIGN	1.93%
IT	0.74%	ASSOCIATES	1.92%
HOLDINGS	0.65%	BUSINESS	1.87%
CONSULTANTS	0.65%	CONSTRUCTION	1.80%
RED	0.55%	CONSULTANTS	1.76%
BERKSHIRE	0.55%	MEDIA	1.69%
RECRUITMENT	0.55%	ENGINEERING	1.61%
ONE	0.55%	LONDON	1.60%
MEDIA	0.55%	CARE	1.45%
CLEANING	0.55%	J	1.45%
TRAINING	0.55%	GLOBAL	1.44%
GREEN	0.46%	INVESTMENTS	1.43%
FUTURE	0.46%	IT	1.41%
PROPERTY	0.46%	PROPERTIES	1.36%
FOR	0.46%	BUILDING	1.34%
J	0.46%	M	1.30%
ENERGY	0.46%	ELECTRICAL	1.28%
TO	0.46%	S	1.24%
BUSINESS	0.46%	INTERNATIONAL	1.23%
S	0.46%	SYSTEMS	1.23%

Previous 36 months, excluding companies less than 12 months old

SIC CODE	NUMBER OF COMPANIES	UK COMPANIES
None Supplied	259	202,798
7487 - Other business activities	79	60,968
70229 - Management consultancy activities other than financial management	59	16,150
99999 - Dormant Company	52	18,336
82990 - Other business support service activities not elsewhere classified	52	30,253
7414 - Business & management consultancy	49	12,916
62020 - Information technology consultancy activities	37	10,246
9999 - Dormant Company	34	19,765
7260 - Other computer related activities	26	7,789
7222 - Other software consultancy and supply	24	7,000
74909 - Other professional, scientific and technical activities not elsewhere classified	24	7,788
62090 - Other information technology service activities	22	6,996
7499 - Non-trading company	21	11,316
74990 - Non-trading company	18	8,695
62012 - Business and domestic software development	14	3,168
9305 - Other service activities	13	8,740
63990 - Other information service activities not elsewhere classified	12	1,419
78109 - Other activities of employment placement agencies	10	1,552
96090 - Other service activities not elsewhere classified	10	10,085
68320 - Management of real estate on a fee or contract basis	8	3,220