

Rochdale

q3 2011 business confidence report



headlines

- Q3 2011 saw a new record in company registrations in Rochdale when compared to any previous Q3.
- Q3 2011 was a record quarter for company registrations in Rochdale when compared to any quarter in history.
- September 2011 saw a new record in company registrations in Rochdale when compared to any previous September.
- August 2011 saw a new record in company registrations in Rochdale when compared to any previous August.

contents

new company registrations

closed companies (dissolved)

net company growth

uk company share

director age

director gender

naming trends

sic data

Quarterly Data (Q3 Jul-Sep 2011)

Q3 2011 saw a new record in company registrations in Rochdale when compared to any previous Q3.

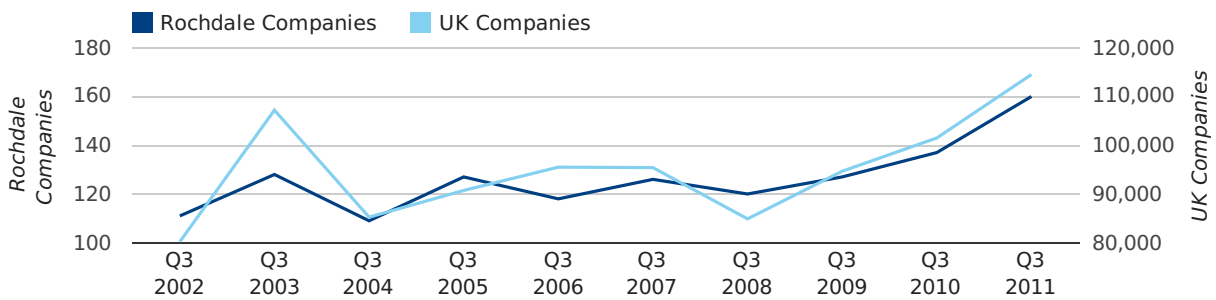
Q3 2011 was a record quarter for company registrations in Rochdale when compared to any quarter in history.

A total of 160 companies were registered in Rochdale during the third quarter of 2011 (Jul 2011 - Sep 2011).

This figure is an increase of 16.8% versus the same period last year (Q3 2010). This figure compares well to the UK as a whole, which saw an increase of 12.8% against the same period last year.

THIRD QUARTER (JUL 2011 - SEP 2011)	ROCHDALE	UK
2011	160	114,512
2010	137	101,492
% CHANGE	16.8%	12.8%
RECORD YEAR	2011 (160)	2011 (114,512)

new companies by quarter



Monthly Data (Jul, Aug & Sep 2011)

September 2011 saw a new record in company registrations in Rochdale when compared to any previous September.

August 2011 saw a new record in company registrations in Rochdale when compared to any previous August.

new companies by month



	JULY	AUGUST	SEPTEMBER
NEW COMPANIES IN 2011	45	54	61
NEW COMPANIES IN 2010	41	49	47
% CHANGE	9.8%	10.2%	29.8%
RECORD YEAR	2002 (51)	2011 (54)	2011 (61)

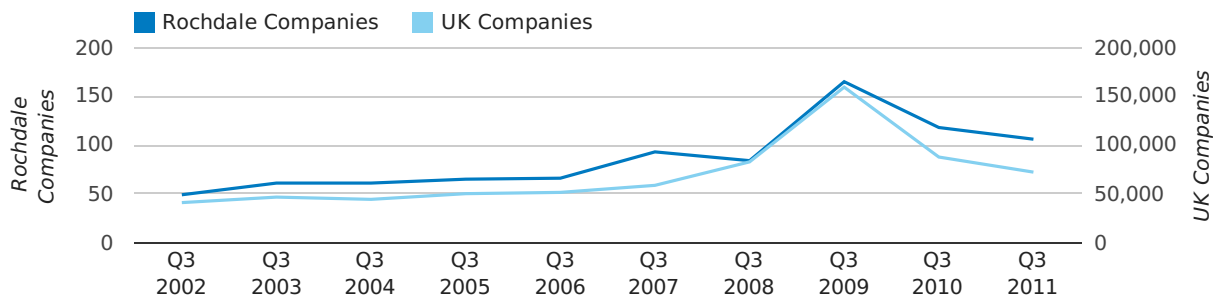
Quarterly Data (Q3 Jul-Sep 2011)

A total of 106 companies were dissolved in Rochdale during the third quarter of 2011 (Jul 2011 - Sep 2011).

This figure is a decrease of 10.2% versus the same period last year (Q3 2010). This figure compares poorly to the UK as a whole, which saw a decrease of 17.6% against the same period last year.

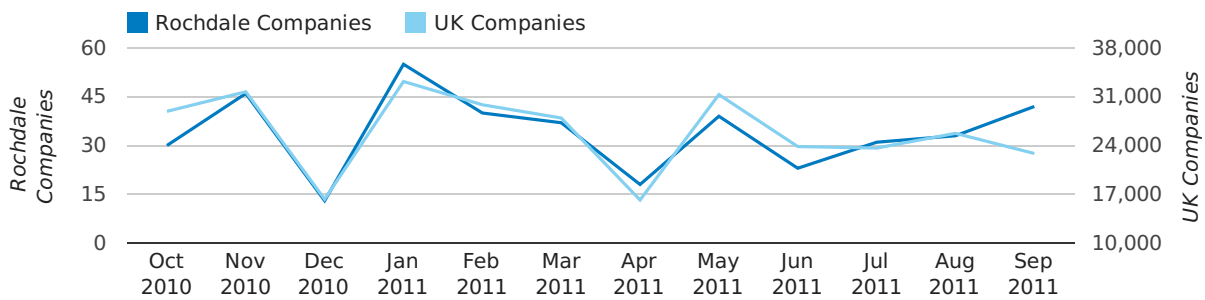
THIRD QUARTER (JUL 2011 - SEP 2011)	ROCHDALE	UK
2011	106	72,230
2010	118	87,705
% CHANGE	-10.2%	-17.6%
RECORD YEAR	2009 (165)	2009 (159,401)

dissolved companies by quarter



Monthly Data (Jul, Aug & Sep 2011)

dissolved companies by month



	JULY	AUGUST	SEPTEMBER
CLOSED COMPANIES IN 2011	31	33	42
CLOSED COMPANIES IN 2010	35	41	42
% CHANGE	-11.4%	-19.5%	0%
RECORD YEAR	2007 (35)	2008 (58)	2009 (96)

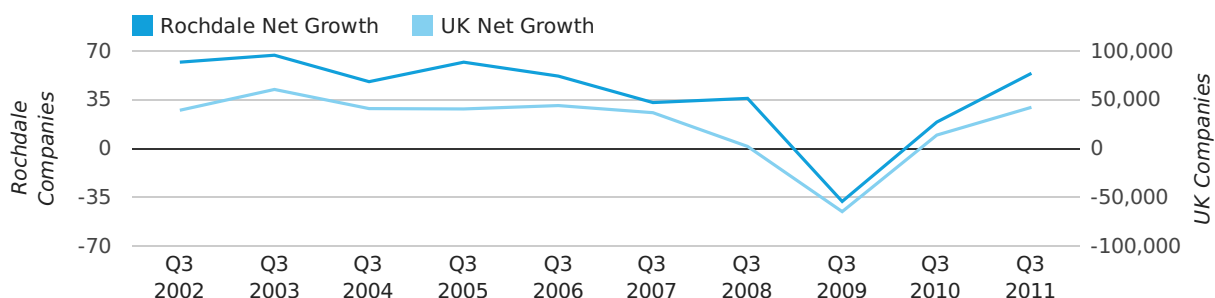
Quarterly Data (Q3 Jul-Sep 2011)

Net company growth for Rochdale during the third quarter of 2011 (Jul 2011 - Sep 2011) was 54 companies.

This represents an increase of 184.2% on the same period last year.

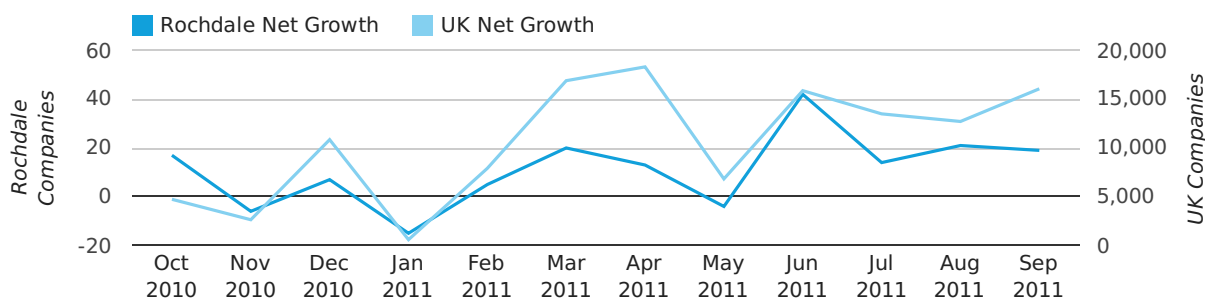
THIRD QUARTER (JUL 2011 - SEP 2011)	ROCHDALE	UK
2011	54	42,282
2010	19	13,787
% CHANGE	184.2%	206.7%
RECORD YEAR	2003 (67)	2003 (60,597)

net growth by quarter



Monthly Data (Jul, Aug & Sep 2011)

net growth by month



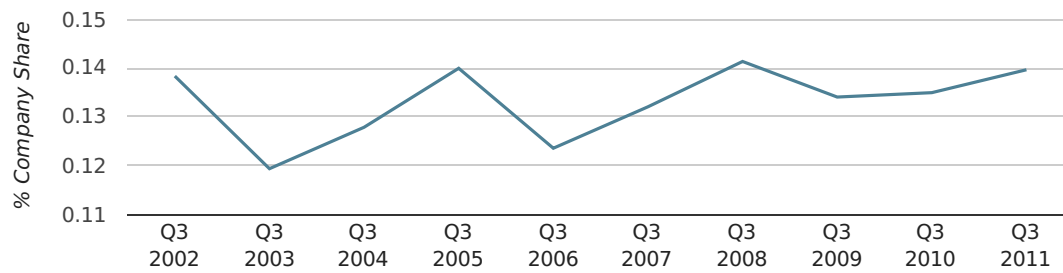
	JULY	AUGUST	SEPTEMBER
NET GROWTH IN 2011	14	21	19
NET GROWTH IN 2010	6	8	5
% CHANGE	133.3%	162.5%	280.0%
RECORD YEAR	2008 (39)	2003 (24)	2005 (32)

Quarterly Data (Q3 Jul-Sep 2011)

In the third quarter of 2011, Rochdale formed 0.1% of all UK companies.

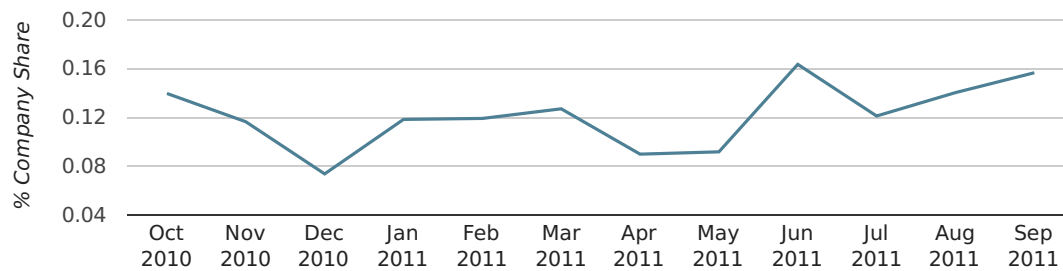
THIRD QUARTER (JUL 2011 - SEP 2011)	ROCHDALE
2011	0.1%
2010	0.1%
2009	0.1%
2008	0.1%
2007	0.1%
RECORD YEAR (SINCE 1960)	1968 (0.3%)

company share by quarter



Monthly Data (Jul, Aug & Sep 2011)

company share by month



	JULY	AUGUST	SEPTEMBER
UK FORMATION SHARE IN 2011	0.1%	0.1%	0.2%
UK FORMATION SHARE IN 2010	0.1%	0.2%	0.1%
% CHANGE	0.4%	-7.3%	17.2%
RECORD YEAR	1970 (0.5%)	1977 (0.4%)	1974 (0.5%)

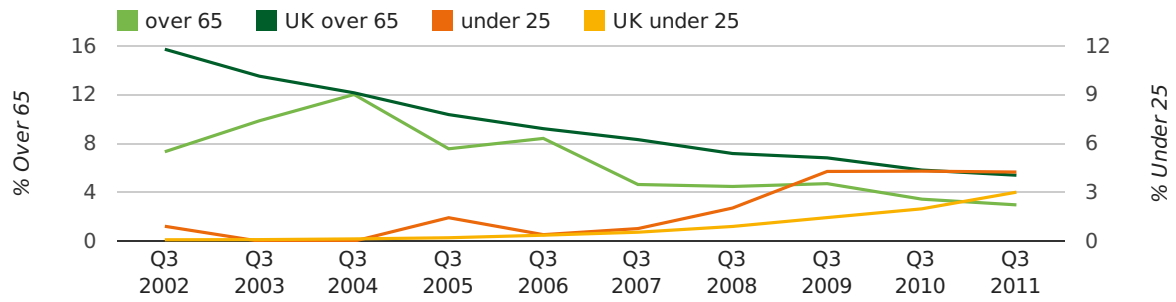
Quarterly Data (Q3 Jul-Sep 2011)

The average age of a director in the third quarter of 2011 was 42.7.

The percentage of directors under the age of 25 was 4.3% compared to the UK figure of 4.0%.

The percentage of directors over the age of 65 was 3.0% compared to the UK figure of 4.1%.

director age by quarter

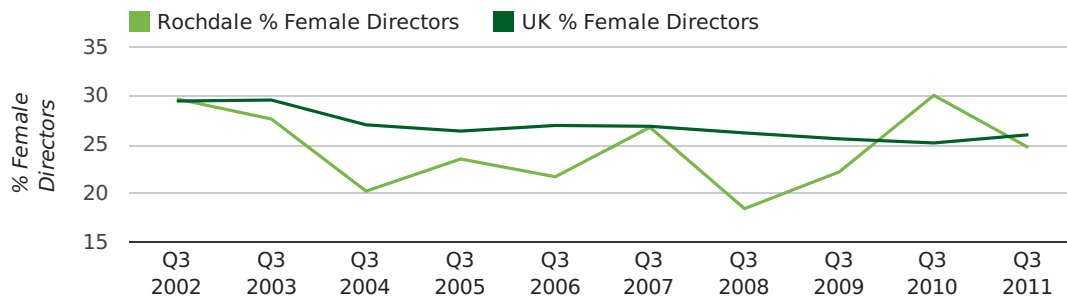


Quarterly Data (Q3 Jul-Sep 2011)

The record third quarter for female directors in Rochdale was in 1862 when 50.0% of all directors were female.

24.7% of all director appointments in Rochdale in the third quarter of 2011 were female. This compares to a UK average of 26.0% for the same period.

director gender by quarter



Previous 12 months (Sep 2010-Sep 2011)

Excluding: LIMITED, LTD, &, UK, SERVICES, THE, (UK), AND, LTD., A, LLP, SOLUTIONS, COMPANY, OF.

WORD	PERCENTAGE	UK WORD	UK PERCENTAGE
TRADING	1.72%	CONSULTING	5.11%
ROCHDALE	1.51%	MANAGEMENT	4.75%
MANAGEMENT	1.29%	CONSULTANCY	3.19%
S	1.08%	PROPERTY	2.41%
(ROCHDALE)	0.97%	TRADING	2.06%
PROPERTY	0.75%	DESIGN	1.94%
EMPIRE	0.65%	ASSOCIATES	1.85%
CENTRE	0.65%	BUSINESS	1.82%
(NW)	0.65%	CONSULTANTS	1.76%
HOUSE	0.65%	ENGINEERING	1.74%
CONSULTING	0.65%	MEDIA	1.72%
COMMUNITY	0.65%	CONSTRUCTION	1.72%
GROUP	0.54%	LONDON	1.63%
G	0.54%	J	1.47%
LOUNGE	0.54%	GLOBAL	1.46%
CONSTRUCTION	0.54%	INVESTMENTS	1.43%
M	0.54%	CARE	1.42%
CAR	0.54%	IT	1.38%
LEARNING	0.54%	BUILDING	1.30%
TRAINING	0.54%	PROPERTIES	1.28%
CONSULTANCY	0.54%	ELECTRICAL	1.27%
SECURITY	0.54%	M	1.25%
INVESTMENTS	0.43%	ENERGY	1.22%
ACADEMY	0.43%	TRAINING	1.21%
SUPPORT	0.43%	S	1.21%

Previous 36 months, excluding companies less than 12 months old

SIC CODE	NUMBER OF COMPANIES	UK COMPANIES
None Supplied	330	204,493
7487 - Other business activities	120	65,177
82990 - Other business support service activities not elsewhere classified	80	29,245
9999 - Dormant Company	20	22,587
9305 - Other service activities	17	10,525
7414 - Business & management consultancy	14	14,755
62020 - Information technology consultancy activities	11	10,137
74909 - Other professional, scientific and technical activities not elsewhere classified	9	7,551
99999 - Dormant Company	9	18,281
70229 - Management consultancy activities other than financial management	9	15,760
56101 - Licensed restaurants	8	2,332
8512 - Medical practice activities	8	2,427
86210 - General medical practice activities	8	1,986
86101 - Hospital activities	7	1,050
7260 - Other computer related activities	7	8,686
5530 - Restaurants	7	5,640
4521 - General construction & civil engineering	7	6,321
43999 - Other specialised construction activities not elsewhere classified	7	2,917
96090 - Other service activities not elsewhere classified	7	10,018
86900 - Other human health activities	7	4,019