

# Shepperton

q3 2011 business confidence report



## headlines

- Q3 2011 saw a new record in company registrations in Shepperton when compared to any previous Q3.
- Q3 2011 saw a new record in net growth in Shepperton when compared to any previous Q3.
- August 2011 saw a new record in net growth in Shepperton when compared to any previous August.
- Q3 2011 saw a new record in UK company share in Shepperton when compared to any previous Q3.

## contents

new company registrations

closed companies (dissolved)

net company growth

uk company share

director age

director gender

naming trends

sic data

### Quarterly Data (Q3 Jul-Sep 2011)

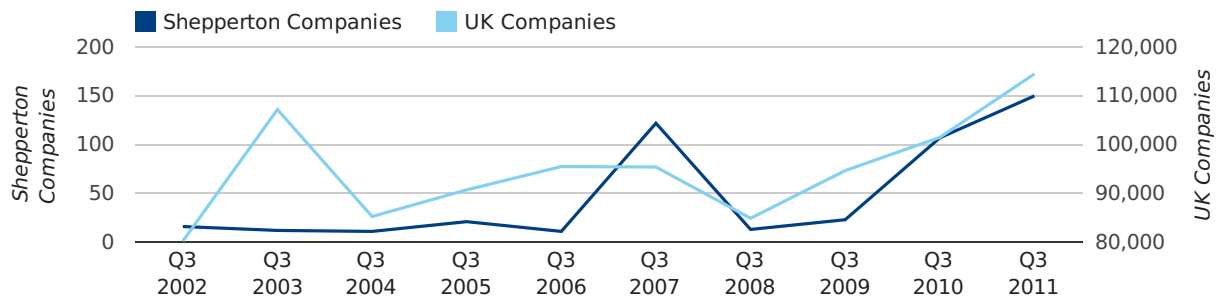
Q3 2011 saw a new record in company registrations in Shepperton when compared to any previous Q3.

A total of 150 companies were registered in Shepperton during the third quarter of 2011 (Jul 2011 - Sep 2011).

This figure is an increase of 40.2% versus the same period last year (Q3 2010). This figure compares well to the UK as a whole, which saw an increase of 12.8% against the same period last year.

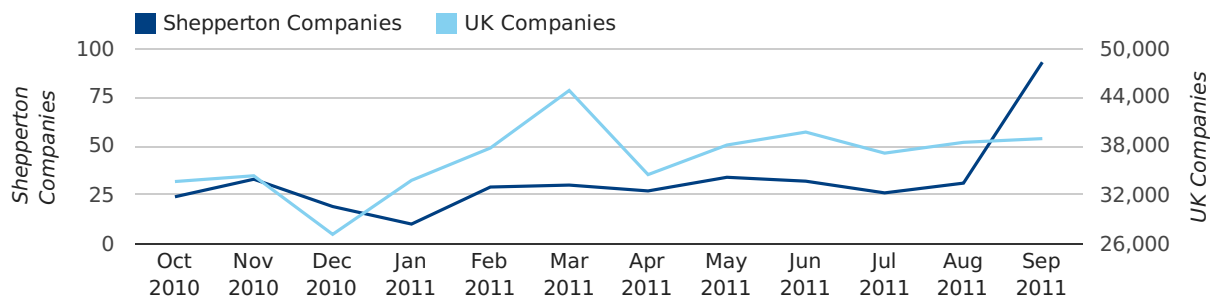
THIRD QUARTER (JUL 2011 - SEP 2011)	SHEPPERTON	UK
2011	150	114,512
2010	107	101,492
% CHANGE	40.2%	12.8%
RECORD YEAR	2011 (150)	2011 (114,512)

### new companies by quarter



### Monthly Data (Jul, Aug & Sep 2011)

### new companies by month



	JULY	AUGUST	SEPTEMBER
NEW COMPANIES IN 2011	26	31	93
NEW COMPANIES IN 2010	47	31	29
% CHANGE	-44.7%	0.0%	220.7%
RECORD YEAR	2010 (47)	2011 (31)	2007 (115)

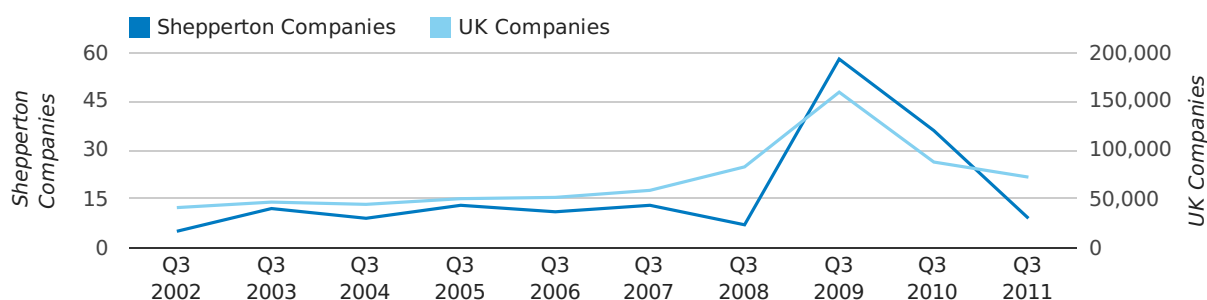
### Quarterly Data (Q3 Jul-Sep 2011)

A total of 9 companies were dissolved in Shepperton during the third quarter of 2011 (Jul 2011 - Sep 2011).

This figure is a decrease of 75.0% versus the same period last year (Q3 2010). This figure compares well to the UK as a whole, which saw a decrease of 17.6% against the same period last year.

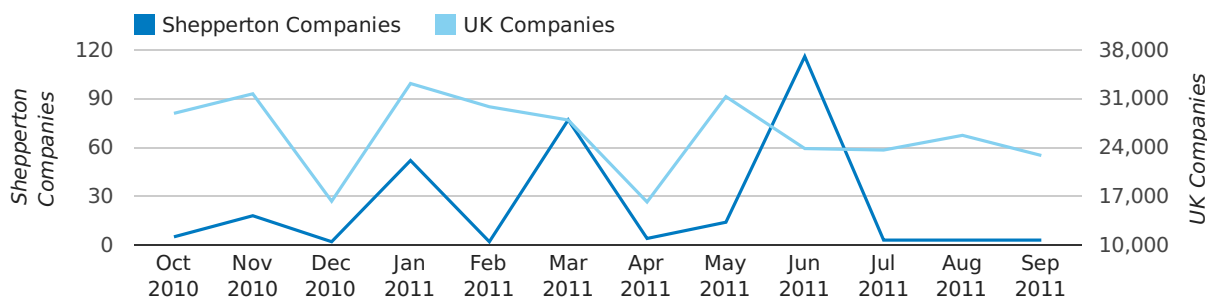
THIRD QUARTER (JUL 2011 - SEP 2011)	SHEPPERTON	UK
2011	9	72,230
2010	36	87,705
% CHANGE	-75.0%	-17.6%
RECORD YEAR	2009 (58)	2009 (159,401)

### dissolved companies by quarter



### Monthly Data (Jul, Aug & Sep 2011)

### dissolved companies by month



	JULY	AUGUST	SEPTEMBER
CLOSED COMPANIES IN 2011	3	3	3
CLOSED COMPANIES IN 2010	6	20	10
% CHANGE	-50.0%	-85.0%	-70%
RECORD YEAR	2003 (9)	2010 (20)	2009 (39)

### Quarterly Data (Q3 Jul-Sep 2011)

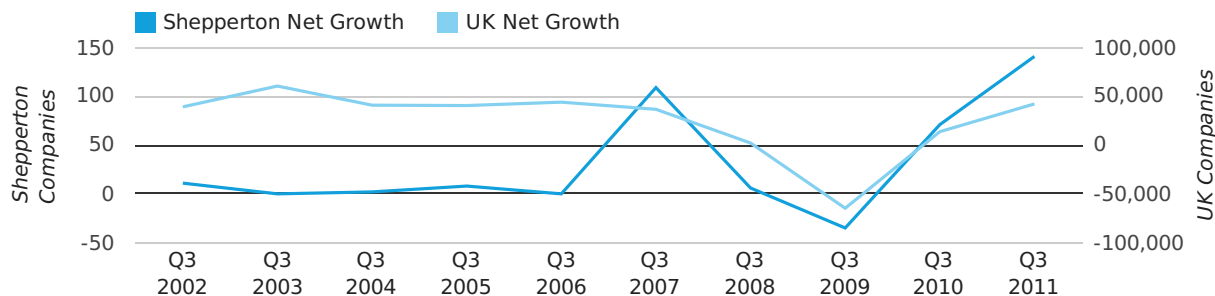
Q3 2011 saw a new record in net growth in Shepperton when compared to any previous Q3.

Net company growth for Shepperton during the third quarter of 2011 (Jul 2011 - Sep 2011) was 141 companies.

This represents an increase of 98.6% on the same period last year.

THIRD QUARTER (JUL 2011 - SEP 2011)	SHEPPERTON	UK
2011	141	42,282
2010	71	13,787
% CHANGE	98.6%	206.7%
RECORD YEAR	2011 (141)	2003 (60,597)

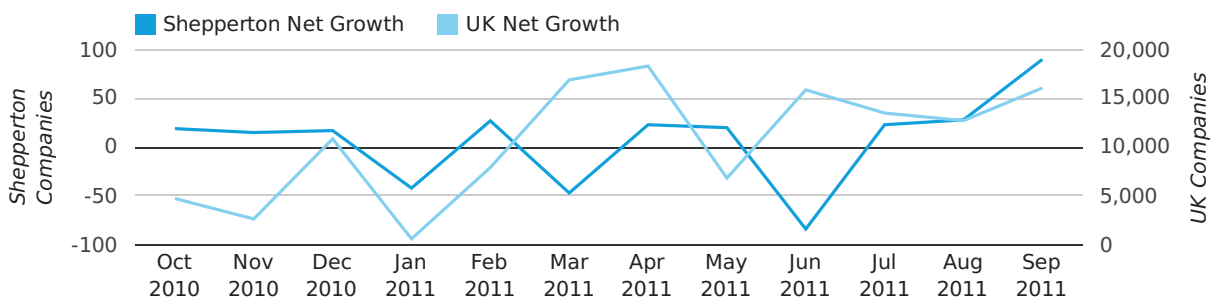
### net growth by quarter



### Monthly Data (Jul, Aug & Sep 2011)

August 2011 saw a new record in net growth in Shepperton when compared to any previous August.

### net growth by month



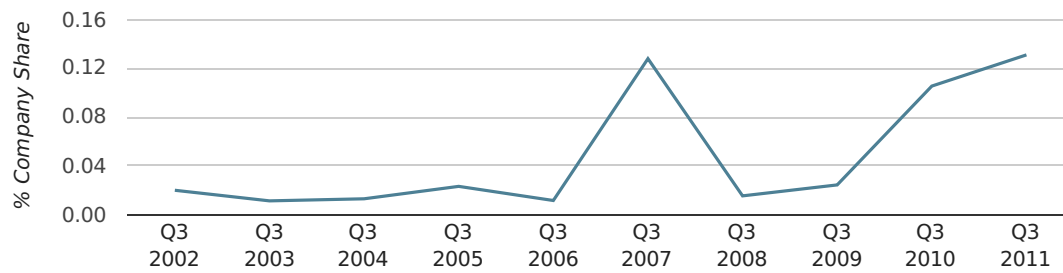
	JULY	AUGUST	SEPTEMBER
NET GROWTH IN 2011	23	28	90
NET GROWTH IN 2010	41	11	19
% CHANGE	-43.9%	154.5%	373.7%
RECORD YEAR	2010 (41)	2011 (28)	2007 (112)

### Quarterly Data (Q3 Jul-Sep 2011)

In the third quarter of 2011, Shepperton formed 0.1% of all UK companies.

THIRD QUARTER (JUL 2011 - SEP 2011)	SHEPPERTON
2011	0.1%
2010	0.1%
2009	0.0%
2008	0.0%
2007	0.1%
RECORD YEAR (SINCE 1960)	2011 (0.1%)

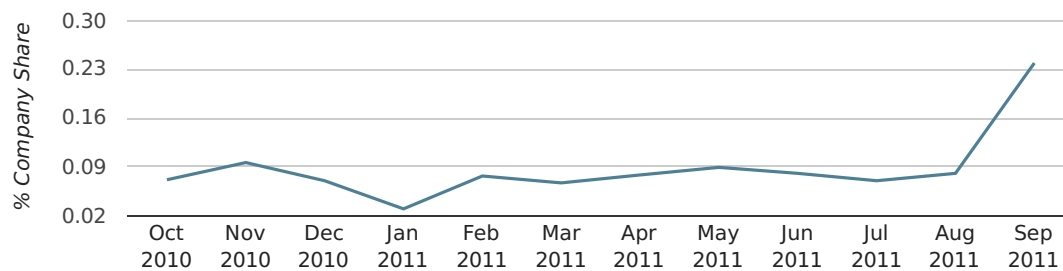
### company share by quarter



Q3 2011 saw a new record in UK company share in Shepperton when compared to any previous Q3.

### Monthly Data (Jul, Aug & Sep 2011)

### company share by month



	JULY	AUGUST	SEPTEMBER
UK FORMATION SHARE IN 2011	0.1%	0.1%	0.2%
UK FORMATION SHARE IN 2010	0.1%	0.1%	0.1%
% CHANGE	-49.4%	-15.9%	189.7%
RECORD YEAR	1961 (0.2%)	1960 (0.2%)	2007 (0.4%)

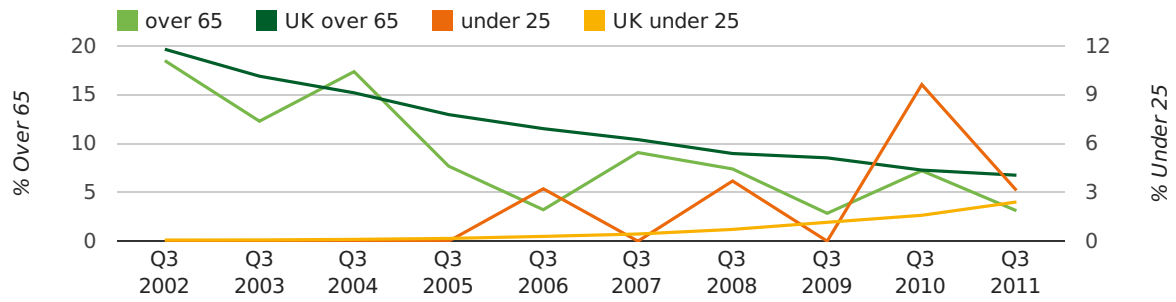
### Quarterly Data (Q3 Jul-Sep 2011)

The average age of a director in the third quarter of 2011 was 44.1.

The percentage of directors under the age of 25 was 3.1% compared to the UK figure of 4.0%.

The percentage of directors over the age of 65 was 3.1% compared to the UK figure of 4.1%.

#### director age by quarter

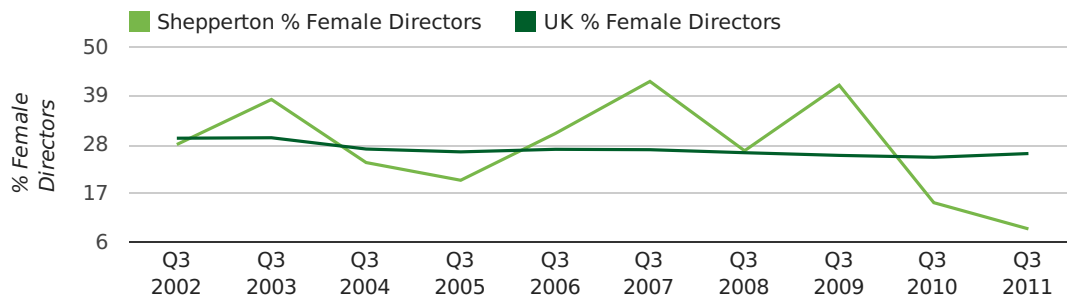


### Quarterly Data (Q3 Jul-Sep 2011)

The record third quarter for female directors in Shepperton was in 1862 when 50.0% of all directors were female.

9.0% of all director appointments in Shepperton in the third quarter of 2011 were female. This compares to a UK average of 26.0% for the same period.

#### director gender by quarter





## Previous 12 months (Sep 2010-Sep 2011)

Excluding: LIMITED, LTD, &amp;, UK, SERVICES, THE, (UK), AND, LTD., A, LLP, SOLUTIONS, COMPANY, OF.

WORD	PERCENTAGE	UK WORD	UK PERCENTAGE
TRANSPORT	11.82%	CONSULTING	5.11%
DRIVING	6.24%	MANAGEMENT	4.75%
LOGISTICS	2.63%	CONSULTANCY	3.19%
J	2.46%	PROPERTY	2.41%
DRIVER	1.81%	TRADING	2.06%
D	1.48%	DESIGN	1.94%
M	1.31%	ASSOCIATES	1.85%
B	1.31%	BUSINESS	1.82%
HAULAGE	1.31%	CONSULTANTS	1.76%
S	0.99%	ENGINEERING	1.74%
R	0.99%	MEDIA	1.72%
T	0.99%	CONSTRUCTION	1.72%
K	0.82%	LONDON	1.63%
DAVID	0.82%	J	1.47%
STEPHEN	0.82%	GLOBAL	1.46%
DESIGN	0.66%	INVESTMENTS	1.43%
PAUL	0.66%	CARE	1.42%
MICHAEL	0.66%	IT	1.38%
S.	0.66%	BUILDING	1.30%
MARTIN	0.66%	PROPERTIES	1.28%
C	0.66%	ELECTRICAL	1.27%
JOHN	0.66%	M	1.25%
U	0.49%	ENERGY	1.22%
4	0.49%	TRAINING	1.21%
CHRIS	0.49%	S	1.21%

## Previous 36 months, excluding companies less than 12 months old

SIC CODE	NUMBER OF COMPANIES	UK COMPANIES
None Supplied	202	204,493
7487 - Other business activities	122	65,177
96090 - Other service activities not elsewhere classified	79	10,018
43210 - Electrical installation	8	2,938
9999 - Dormant Company	5	22,587
74909 - Other professional, scientific and technical activities not elsewhere classified	4	7,551
82990 - Other business support service activities not elsewhere classified	3	29,245
62020 - Information technology consultancy activities	3	10,137
59200 - Sound recording and music publishing activities	2	942
71129 - Other engineering activities	2	1,565
5137 - Wholesale coffee, tea, cocoa etc.	2	68
7260 - Other computer related activities	2	8,686
9305 - Other service activities	2	10,525
88990 - Other social work activities without accommodation not elsewhere classified	2	1,391
7414 - Business & management consultancy	2	14,755
7450 - Labour recruitment	2	2,129
59113 - Television programme production activities	2	798
49410 - Freight transport by road	2	2,049
45200 - Maintenance and repair of motor vehicles	2	2,179
7499 - Non-trading company	2	11,543