

St Albans

q1 2012 business confidence report



headlines

- February 2012 saw a new record in company registrations in St Albans when compared to any previous February.
- January 2012 saw a new record in company registrations in St Albans when compared to any previous January.

contents

new company registrations

closed companies (dissolved)

net company growth

uk company share

director age

director gender

naming trends

sic data

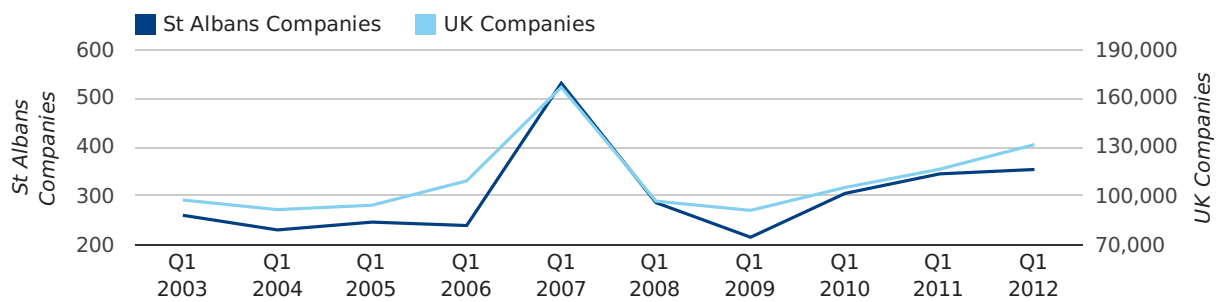
Quarterly Data (Q1 Jan-Mar 2012)

A total of 354 companies were registered in St Albans during the first quarter of 2012 (Jan 2012 - Mar 2012).

This figure is an increase of 2.6% versus the same period last year (Q1 2011). This figure compares badly to the UK as a whole, which saw an increase of 13.0% against the same period last year.

FIRST QUARTER (JAN 2012 - MAR 2012)	ST ALBANS	UK
2012	354	131,491
2011	345	116,391
% CHANGE	2.6%	13.0%
RECORD YEAR	2007 (531)	2007 (166,814)

new companies by quarter

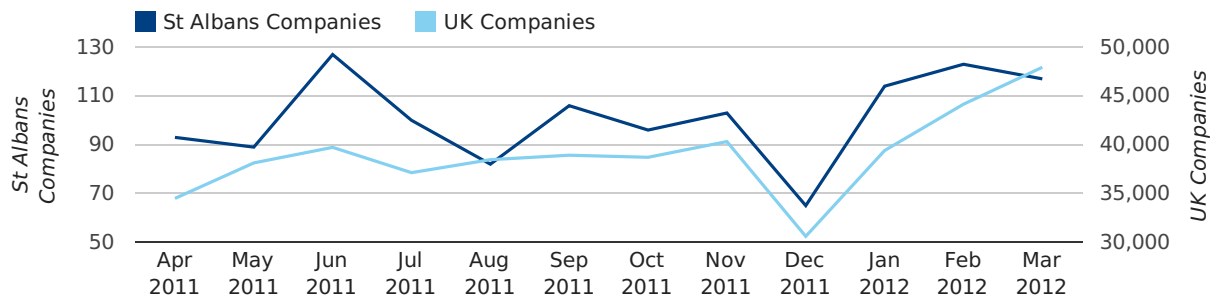


Monthly Data (Jan, Feb & Mar 2012)

February 2012 saw a new record in company registrations in St Albans when compared to any previous February.

January 2012 saw a new record in company registrations in St Albans when compared to any previous January.

new companies by month



	JANUARY	FEBRUARY	MARCH
NEW COMPANIES IN 2012	114	123	117
NEW COMPANIES IN 2011	113	110	122
% CHANGE	0.9%	11.8%	-4.1%
RECORD YEAR	2012 (114)	2012 (123)	2007 (341)

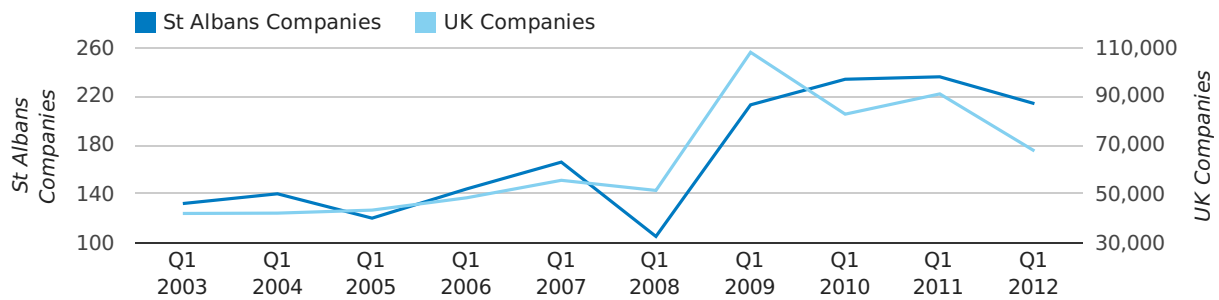
Quarterly Data (Q1 Jan-Mar 2012)

A total of 214 companies were dissolved in St Albans during the first quarter of 2012 (Jan 2012 - Mar 2012).

This figure is a decrease of 9.3% versus the same period last year (Q1 2011). This figure compares poorly to the UK as a whole, which saw a decrease of 25.7% against the same period last year.

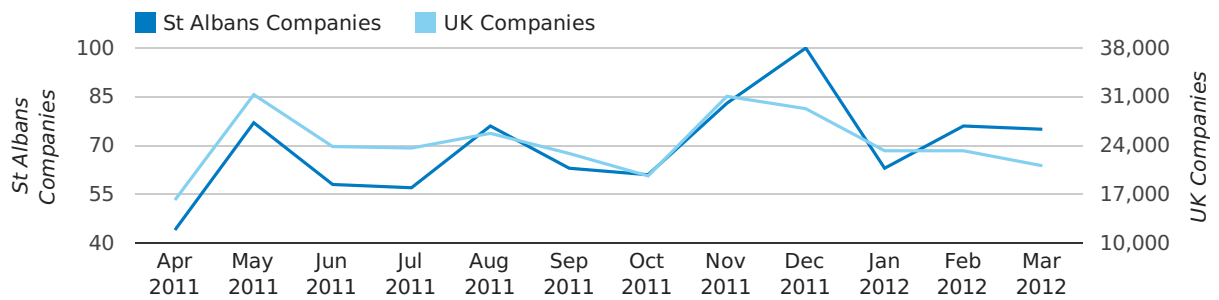
FIRST QUARTER (JAN 2012 - MAR 2012)	ST ALBANS	UK
2012	214	67,576
2011	236	90,986
% CHANGE	-9.3%	-25.7%
RECORD YEAR	2011 (236)	2009 (108,060)

dissolved companies by quarter



Monthly Data (Jan, Feb & Mar 2012)

dissolved companies by month



	JANUARY	FEBRUARY	MARCH
CLOSED COMPANIES IN 2012	63	76	75
CLOSED COMPANIES IN 2011	93	66	77
% CHANGE	-32.3%	15.2%	-3%
RECORD YEAR	2011 (93)	2010 (87)	2009 (126)

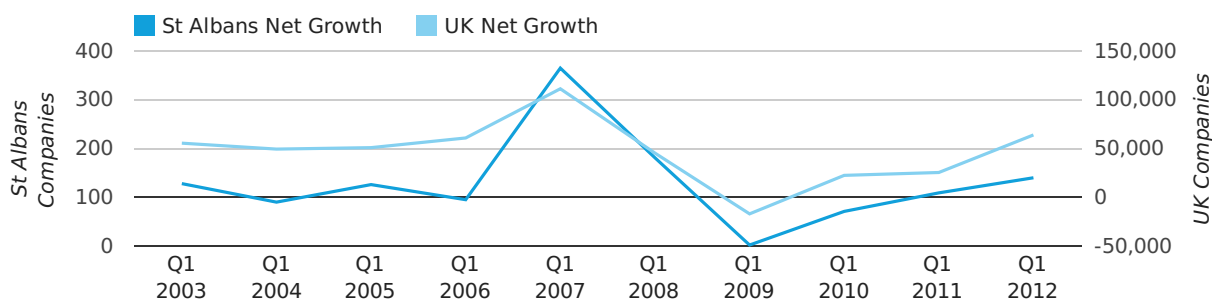
Quarterly Data (Q1 Jan-Mar 2012)

Net company growth for St Albans during the first quarter of 2012 (Jan 2012 - Mar 2012) was 140 companies.

This represents an increase of 28.4% on the same period last year.

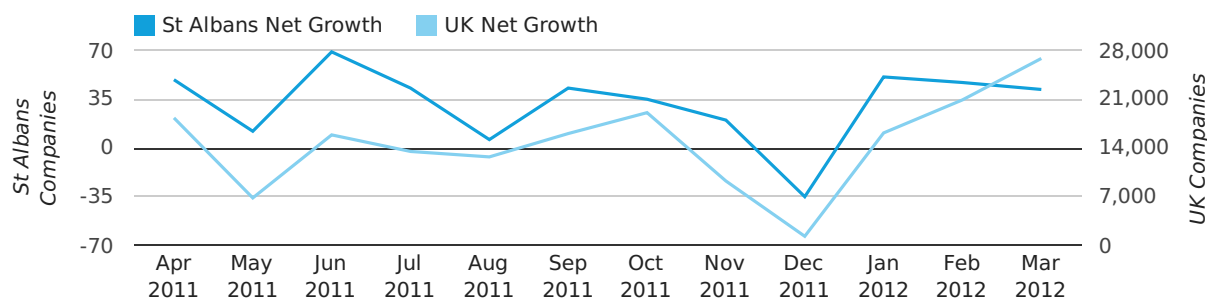
FIRST QUARTER (JAN 2012 - MAR 2012)	ST ALBANS	UK
2012	140	63,915
2011	109	25,405
% CHANGE	28.4%	151.6%
RECORD YEAR	2007 (365)	2007 (111,282)

net growth by quarter



Monthly Data (Jan, Feb & Mar 2012)

net growth by month



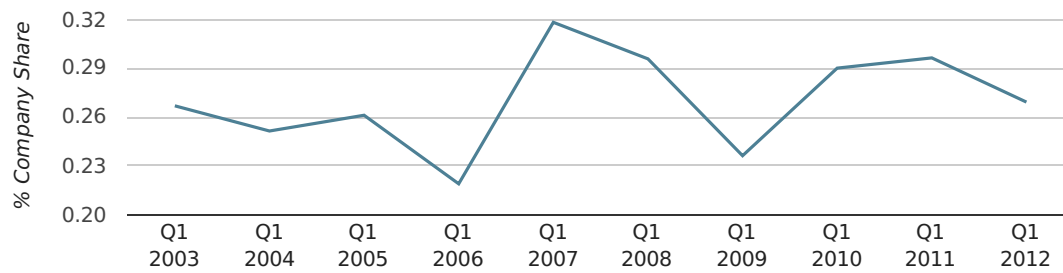
	JANUARY	FEBRUARY	MARCH
NET GROWTH IN 2012	51	47	42
NET GROWTH IN 2011	20	44	45
% CHANGE	155.0%	6.8%	-6.7%
RECORD YEAR	2008 (52)	2007 (58)	2007 (286)

Quarterly Data (Q1 Jan-Mar 2012)

In the first quarter of 2012, St Albans formed 0.3% of all UK companies.

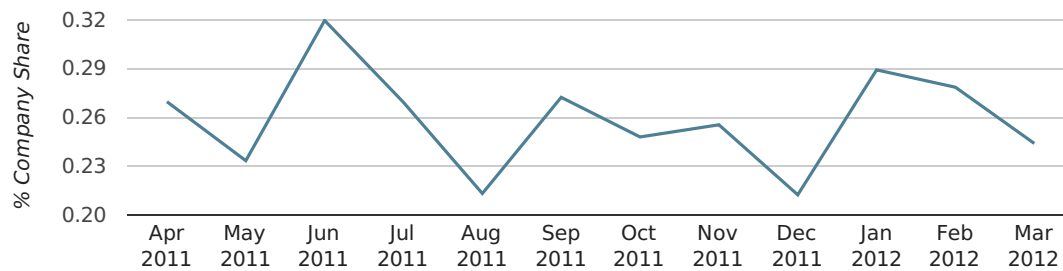
FIRST QUARTER (JAN 2012 - MAR 2012)	ST ALBANS
2012	0.3%
2011	0.3%
2010	0.3%
2009	0.2%
2008	0.3%
RECORD YEAR (SINCE 1960)	1971 (0.6%)

company share by quarter



Monthly Data (Jan, Feb & Mar 2012)

company share by month



	JANUARY	FEBRUARY	MARCH
UK FORMATION SHARE IN 2012	0.3%	0.3%	0.2%
UK FORMATION SHARE IN 2011	0.3%	0.3%	0.3%
% CHANGE	-13.5%	-4.4%	-10.3%
RECORD YEAR	1967 (1.0%)	1971 (1.2%)	1976 (0.7%)

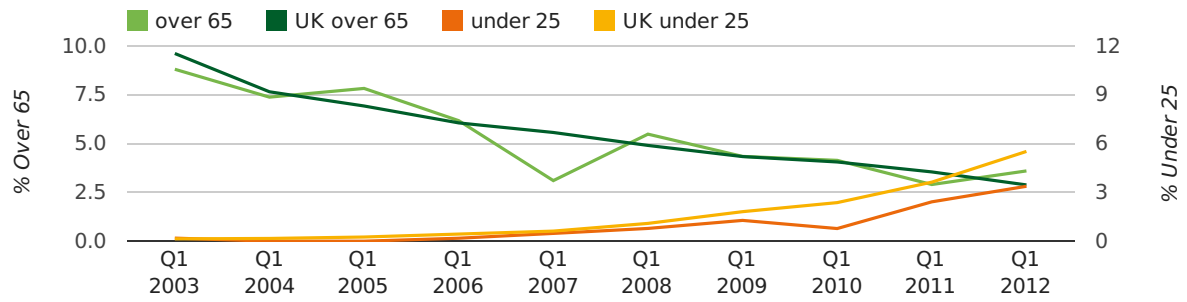
Quarterly Data (Q1 Jan-Mar 2012)

The average age of a director in the first quarter of 2012 was 43.5.

The percentage of directors under the age of 25 was 3.4% compared to the UK figure of 4.6%.

The percentage of directors over the age of 65 was 3.6% compared to the UK figure of 3.5%.

director age by quarter

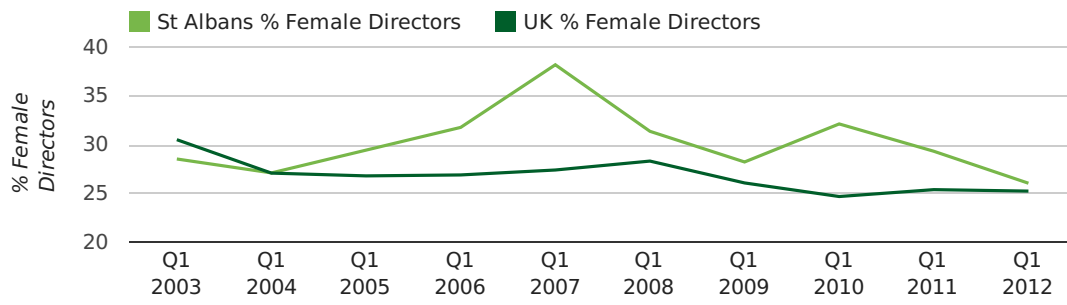


Quarterly Data (Q1 Jan-Mar 2012)

The record first quarter for female directors in St Albans was in 1861 when 40.0% of all directors were female.

26.1% of all director appointments in St Albans in the first quarter of 2012 were female. This compares to a UK average of 25.3% for the same period.

director gender by quarter



Previous 12 months (Mar 2011-Mar 2012)

Excluding: LIMITED, LTD, &, UK, SERVICES, THE, (UK), AND, LTD., A, LLP, SOLUTIONS, COMPANY, OF.

WORD	PERCENTAGE	UK WORD	UK PERCENTAGE
CONSULTING	2.41%	CONSULTING	5.07%
MEDICAL	2.03%	MANAGEMENT	4.74%
CONSULTANCY	1.65%	CONSULTANCY	3.30%
ASSOCIATES	0.99%	PROPERTY	2.37%
PROPERTY	0.93%	TRADING	2.07%
MANAGEMENT	0.88%	DESIGN	1.93%
J	0.77%	ENGINEERING	1.86%
CONSULTANTS	0.66%	ASSOCIATES	1.84%
ENTERPRISES	0.66%	CONSULTANTS	1.79%
CONSTRUCTION	0.66%	BUSINESS	1.73%
DESIGN	0.60%	MEDIA	1.72%
RECRUITMENT	0.60%	CONSTRUCTION	1.72%
BUSINESS	0.55%	LONDON	1.66%
INVESTMENTS	0.55%	J	1.54%
M	0.49%	INVESTMENTS	1.51%
ALBANS	0.49%	GLOBAL	1.50%
ST	0.49%	IT	1.40%
MEDIA	0.49%	CARE	1.34%
LONDON	0.49%	PROPERTIES	1.31%
EVENTS	0.44%	ELECTRICAL	1.27%
SALES	0.44%	M	1.27%
S	0.44%	BUILDING	1.24%
IT	0.44%	ENERGY	1.20%
PARTNERS	0.38%	S	1.20%
MARKETING	0.38%	ENTERPRISES	1.19%

Previous 36 months, excluding companies less than 12 months old

SIC CODE	NUMBER OF COMPANIES	UK COMPANIES
None Supplied	429	216,665
82990 - Other business support service activities not elsewhere classified	152	35,233
7487 - Other business activities	147	52,735
70229 - Management consultancy activities other than financial management	112	19,704
86101 - Hospital activities	88	1,414
99999 - Dormant Company	70	25,084
74909 - Other professional, scientific and technical activities not elsewhere classified	64	9,892
62020 - Information technology consultancy activities	63	14,303
7414 - Business & management consultancy	56	12,113
8511 - Hospital activities	53	901
9999 - Dormant Company	35	18,617
7222 - Other software consultancy and supply	32	6,934
62090 - Other information technology service activities	28	8,145
96090 - Other service activities not elsewhere classified	26	13,637
4521 - General construction & civil engineering	24	5,169
7260 - Other computer related activities	22	7,154
7499 - Non-trading company	21	9,102
41100 - Development of building projects	20	4,984
43210 - Electrical installation	18	3,573
59113 - Television programme production activities	16	1,034