

Stafford

2011 half year business confidence report



headlines

- Q2 2011 saw a new record in company registrations in Stafford when compared to any previous Q2.
- June 2011 saw a new record in company registrations in Stafford when compared to any previous June.

contents

new company registrations

closed companies (dissolved)

net company growth

uk company share

director age

director gender

naming trends

sic data

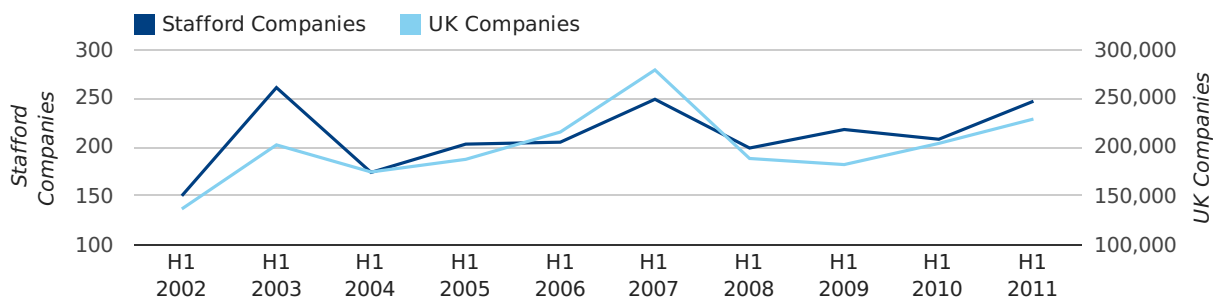
Half Year Data (Jan-Jun 2011)

In the first half of 2011 a total of 247 companies were formed in Stafford. This figure is 18.8% higher than last year, which compares well to the UK wide figure of 12.3%.

The highest total for a first half year in Stafford occurred in 2003 when a total of 261 were formed.

HALF YEAR (JAN-JUN)	STAFFORD	UK
2011	247	228,735
2010	208	203,749
% CHANGE	18.8%	12.3%
RECORD YEAR	2003 (261)	2007 (279,097)

new companies by half year



Quarterly Data (Q2 Apr-Jun 2011)

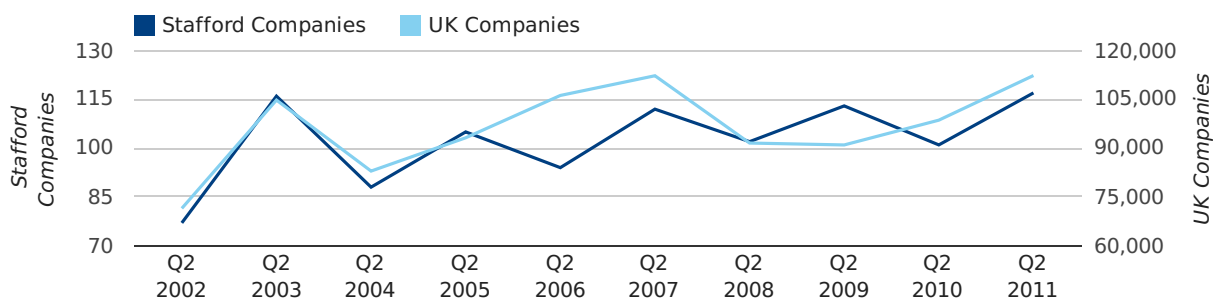
Q2 2011 saw a new record in company registrations in Stafford when compared to any previous Q2.

A total of 117 companies were registered in Stafford during the second quarter of 2011 (Apr 2011 - Jun 2011).

This figure is an increase of 15.8% versus the same period last year (Q2 2010). This figure compares well to the UK as a whole, which saw an increase of 13.9% against the same period last year.

SECOND QUARTER (APR 2011 - JUN 2011)	STAFFORD	UK
2011	117	112,344
2010	101	98,612
% CHANGE	15.8%	13.9%
RECORD YEAR	2011 (117)	2011 (112,344)

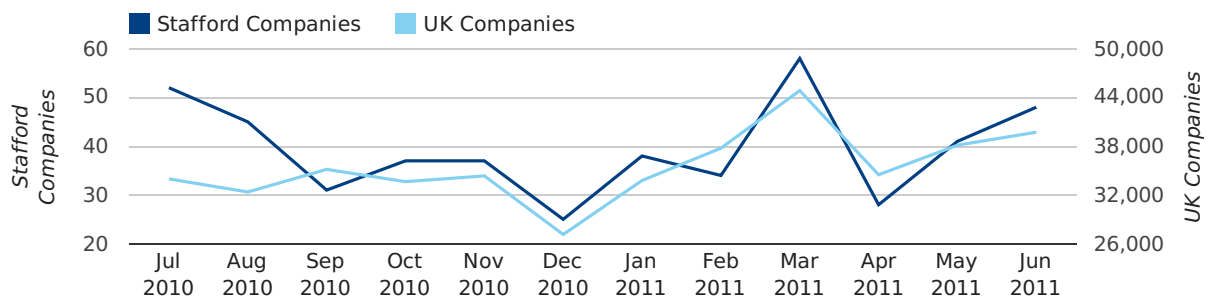
new companies by quarter



Monthly Data (Apr, May & Jun 2011)

June 2011 saw a new record in company registrations in Stafford when compared to any previous June.

new companies by month



	APRIL	MAY	JUNE
NEW COMPANIES IN 2011	28	41	48
NEW COMPANIES IN 2010	27	27	47
% CHANGE	3.7%	51.9%	2.1%
RECORD YEAR	2008 (53)	2007 (46)	2011 (48)

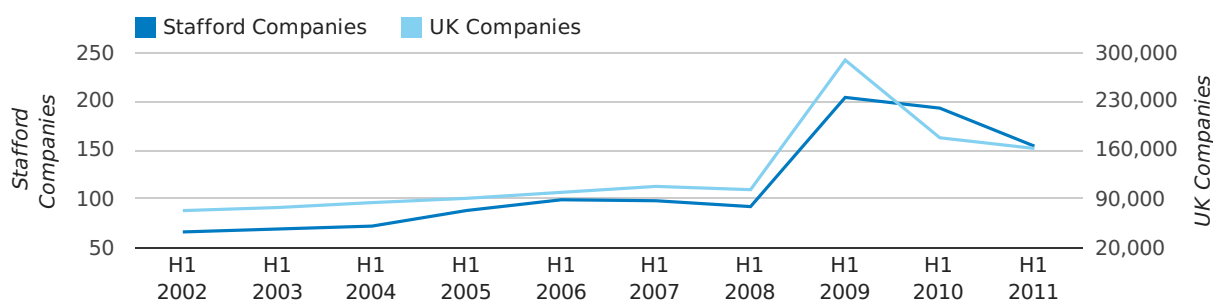
Half Year Data (Jan-Jun 2011)

In the first half of 2011 a total of 154 companies were dissolved in Stafford. This figure is 20.2% lower than last year, which compares well to the UK wide change of -8.6%.

The highest total for a first half year in Stafford occurred in 2009 when a total of 204 were closed.

HALF YEAR (JAN-JUN)	STAFFORD	UK
2011	154	162,310
2010	193	177,631
% CHANGE	-20.2%	-8.6%
RECORD YEAR	2009 (204)	2009 (289,236)

dissolved companies by half year



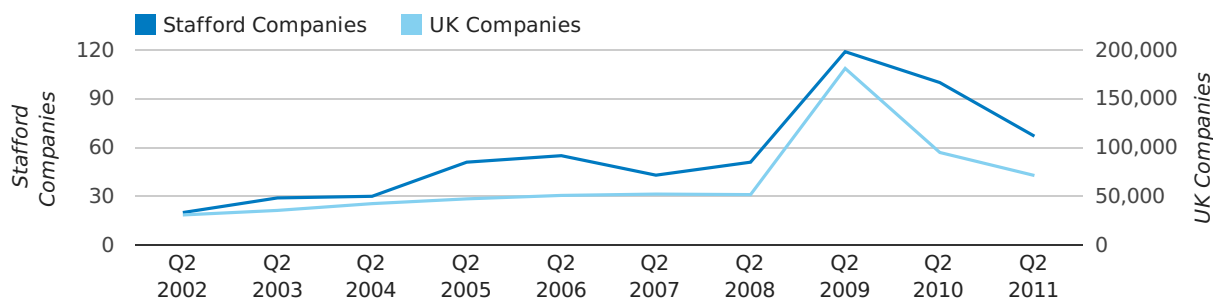
Quarterly Data (Q2 Apr-Jun 2011)

A total of 67 companies were dissolved in Stafford during the second quarter of 2011 (Apr 2011 - Jun 2011).

This figure is a decrease of 33.0% versus the same period last year (Q2 2010). This figure compares well to the UK as a whole, which saw a decrease of 24.9% against the same period last year.

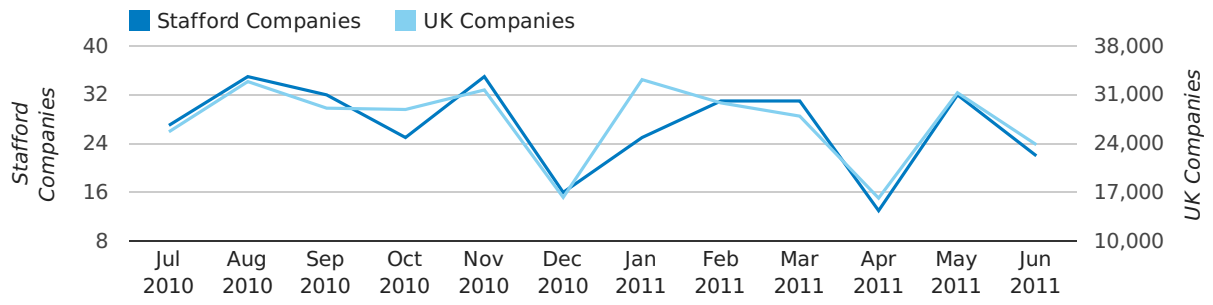
SECOND QUARTER (APR 2011 - JUN 2011)	STAFFORD	UK
2011	67	71,324
2010	100	94,954
% CHANGE	-33.0%	-24.9%
RECORD YEAR	2009 (119)	2009 (181,176)

dissolved companies by quarter



Monthly Data (Apr, May & Jun 2011)

dissolved companies by month



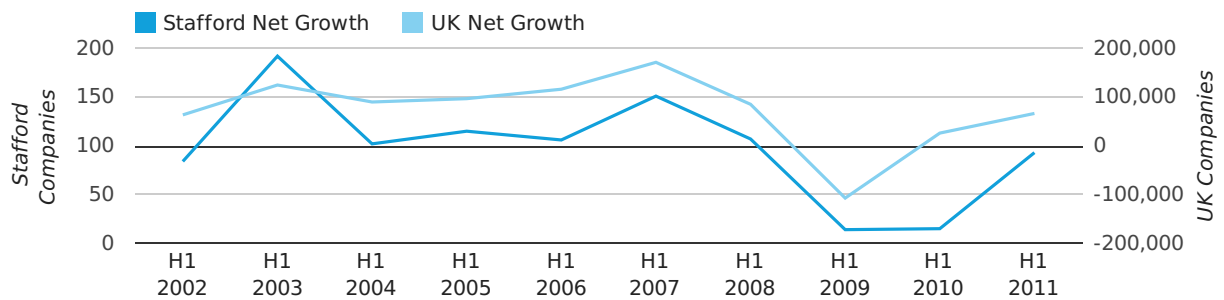
	APRIL	MAY	JUNE
CLOSED COMPANIES IN 2011	13	32	22
CLOSED COMPANIES IN 2010	25	35	40
% CHANGE	-48.0%	-8.6%	-45%
RECORD YEAR	2009 (27)	2009 (56)	2010 (40)

Half Year Data (Jan-Jun 2011)

In the first half of 2011 the company register for Stafford increased by 93 companies. This figure is 520.0% higher than last year, which compares well to a UK increase of 154.3%.

HALF YEAR (JAN-JUN)	STAFFORD	UK
2011	93	66,425
2010	15	26,118
% CHANGE	520.0%	154.3%
RECORD YEAR	2003 (192)	2007 (171,296)

net growth by half year



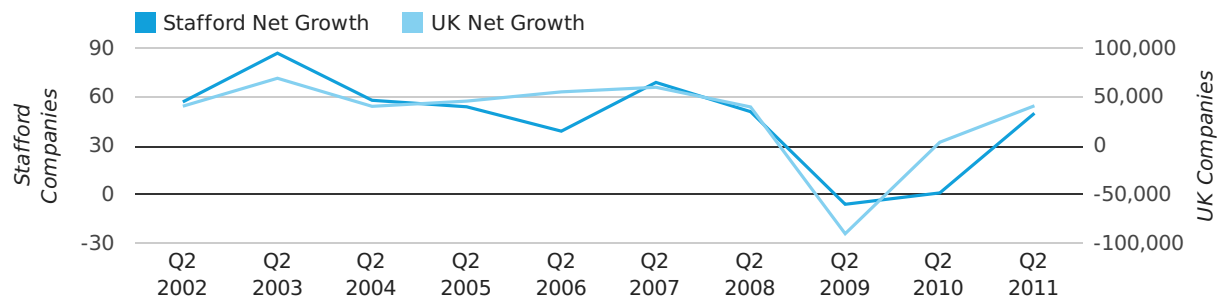
Quarterly Data (Q2 Apr-Jun 2011)

Net company growth for Stafford during the second quarter of 2011 (Apr 2011 - Jun 2011) was 50 companies.

This represents an increase of 4,900.0% on the same period last year.

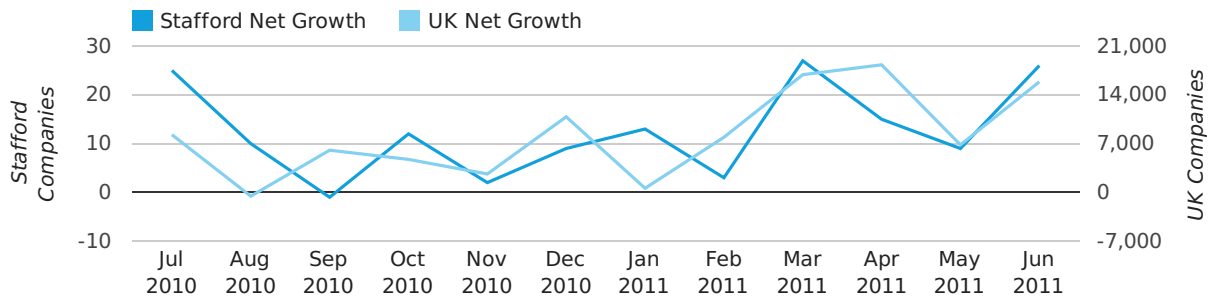
SECOND QUARTER (APR 2011 - JUN 2011)	STAFFORD	UK
2011	50	41,020
2010	1	3,658
% CHANGE	4,900.0%	1,021.4%
RECORD YEAR	2003 (87)	2003 (69,274)

net growth by quarter



Monthly Data (Apr, May & Jun 2011)

net growth by month



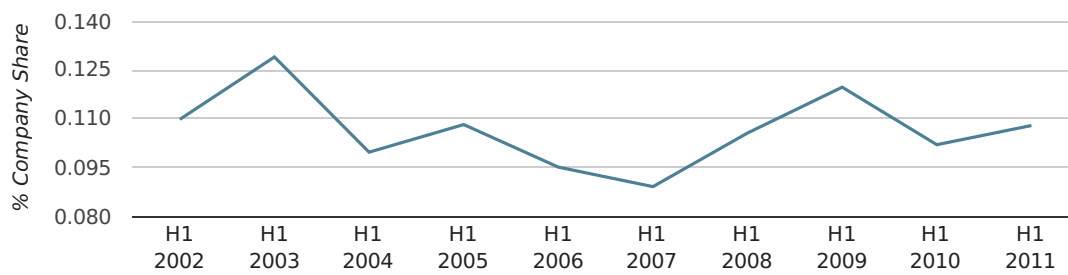
	APRIL	MAY	JUNE
NET GROWTH IN 2011	15	9	26
NET GROWTH IN 2010	2	-8	7
% CHANGE	650.0%	-212.5%	271.4%
RECORD YEAR	2008 (27)	2003 (31)	2003 (35)

Half Year Data (Jan-Jun 2011)

In the first half of 2011 Stafford formed 0.1% of all UK companies. This is the same as the 2010 figure of 0.1%.

HALF YEAR (JAN-JUN)	STAFFORD
2011	0.1%
2010	0.1%
2009	0.1%
2008	0.1%
2007	0.1%
RECORD YEAR (SINCE 1960)	1978 (0.2%)

company share by half year

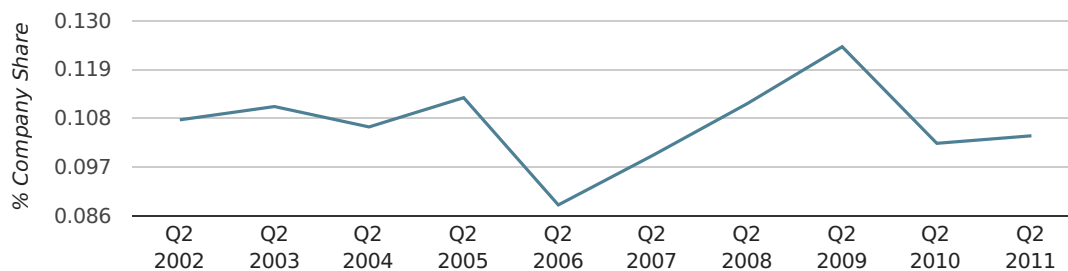


Quarterly Data (Q2 Apr-Jun 2011)

In the second quarter of 2011, Stafford formed 0.1% of all UK companies.

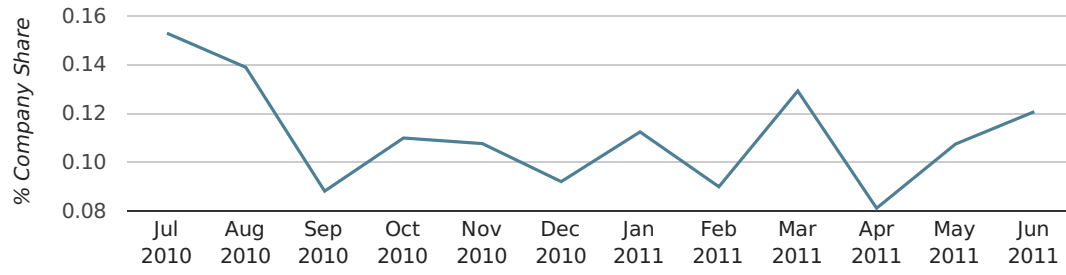
SECOND QUARTER (APR 2011 - JUN 2011)	STAFFORD
2011	0.1%
2010	0.1%
2009	0.1%
2008	0.1%
2007	0.1%
RECORD YEAR (SINCE 1960)	1978 (0.2%)

company share by quarter



Monthly Data (Apr, May & Jun 2011)

company share by month



	APRIL	MAY	JUNE
UK FORMATION SHARE IN 2011	0.1%	0.1%	0.1%
UK FORMATION SHARE IN 2010	0.1%	0.1%	0.1%
% CHANGE	0.4%	19.6%	-9.5%
RECORD YEAR	1971 (0.4%)	1992 (0.3%)	1962 (0.4%)

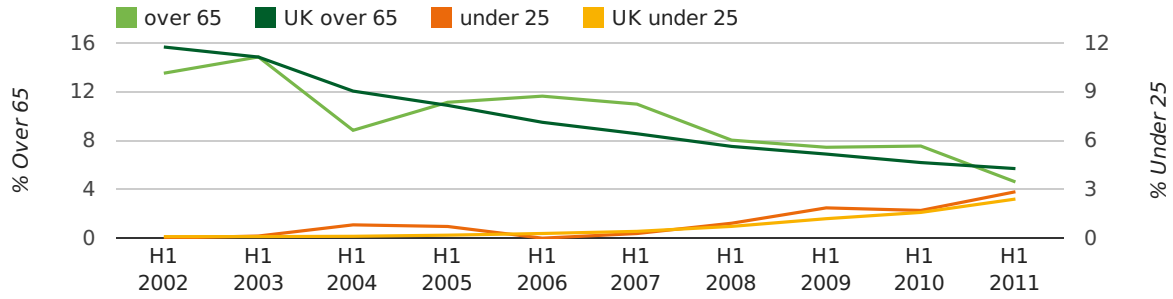
Half Year Data (Jan-Jun 2011)

The average age of a director in the first half of 2011 was 45.2.

The percentage of directors under the age of 25 was 2.9% compared to the UK figure of 3.2%.

The percentage of directors over the age of 65 was 4.6% compared to the UK figure of 4.3%.

director age by half year



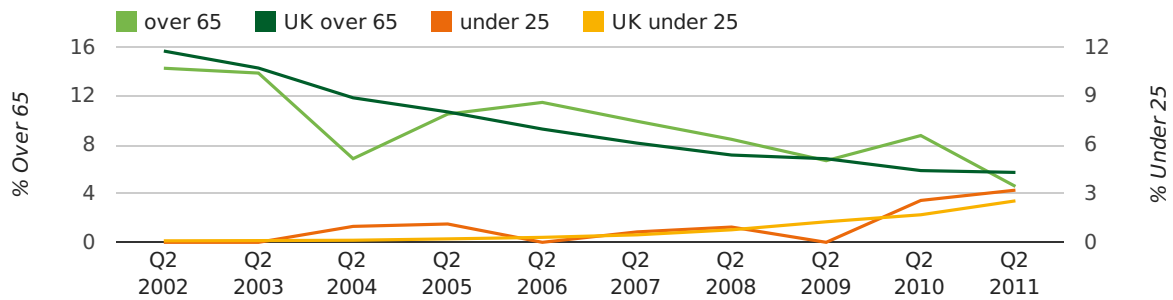
Quarterly Data (Q2 Apr-Jun 2011)

The average age of a director in the second quarter of 2011 was 45.2.

The percentage of directors under the age of 25 was 3.2% compared to the UK figure of 3.4%.

The percentage of directors over the age of 65 was 4.6% compared to the UK figure of 4.3%.

director age by quarter

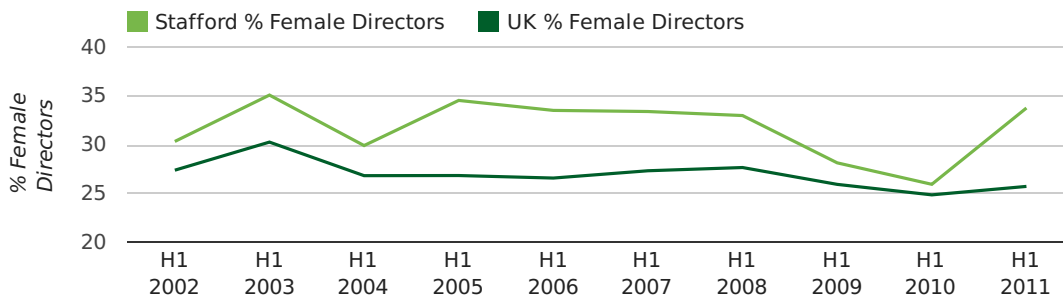


Half Year Data (Jan-Jun 2011)

The record first half year for female directors in Stafford was 1861 when 40.0% of all directors were female.

33.8% of all director appointments in Stafford in the first half of 2011 were female. This compares to a UK average of 25.7% for the same period.

director gender by half year

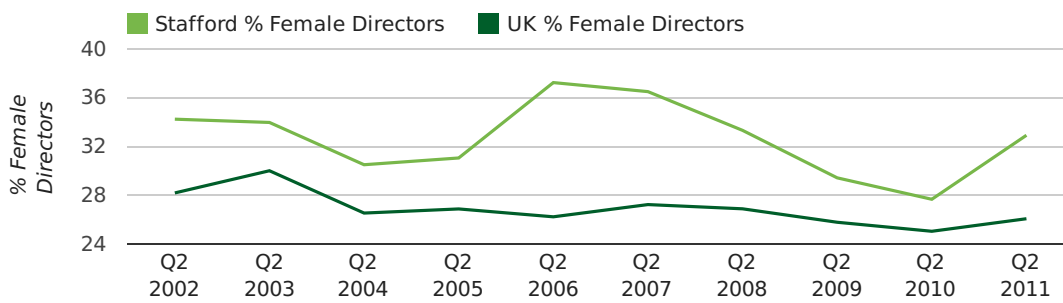


Quarterly Data (Q2 Apr-Jun 2011)

The record second quarter for female directors in Stafford was in 1866 when 66.7% of all directors were female.

32.9% of all director appointments in Stafford in the second quarter of 2011 were female. This compares to a UK average of 26.1% for the same period.

director gender by quarter



Previous 12 months (Jun 2010-Jun 2011)

Excluding: LIMITED, LTD, &, UK, SERVICES, THE, (UK), AND, LTD., A, LLP, SOLUTIONS, COMPANY, OF.

WORD	PERCENTAGE	UK WORD	UK PERCENTAGE
CONSULTANCY	1.53%	CONSULTING	5.09%
TRADING	1.18%	MANAGEMENT	4.86%
MANAGEMENT	1.06%	CONSULTANCY	3.17%
CONSULTING	1.06%	PROPERTY	2.43%
J	0.94%	TRADING	2.05%
STAFFORD	0.94%	DESIGN	1.94%
PROPERTIES	0.82%	ASSOCIATES	1.92%
DESIGN	0.82%	BUSINESS	1.87%
STAFFORDSHIRE	0.71%	CONSTRUCTION	1.77%
B	0.71%	CONSULTANTS	1.76%
IT	0.71%	MEDIA	1.73%
C	0.59%	ENGINEERING	1.67%
ASSOCIATES	0.59%	LONDON	1.60%
MEDICAL	0.59%	GLOBAL	1.46%
P	0.59%	J	1.44%
TO	0.59%	CARE	1.44%
D	0.59%	INVESTMENTS	1.42%
CONSULTANTS	0.47%	IT	1.39%
M	0.47%	BUILDING	1.32%
CONSTRUCTION	0.47%	PROPERTIES	1.31%
SOLAR	0.47%	ELECTRICAL	1.30%
LANE	0.47%	M	1.27%
PROPERTY	0.47%	S	1.23%
SUPPORT	0.47%	ENTERPRISES	1.20%
SYSTEMS	0.47%	SYSTEMS	1.20%

Previous 36 months, excluding companies less than 12 months old

SIC CODE	NUMBER OF COMPANIES	UK COMPANIES
None Supplied	169	202,072
7487 - Other business activities	56	60,758
9999 - Dormant Company	22	20,111
82990 - Other business support service activities not elsewhere classified	21	30,647
70229 - Management consultancy activities other than financial management	20	16,419
7414 - Business & management consultancy	16	13,053
99999 - Dormant Company	15	18,918
7260 - Other computer related activities	13	7,849
86900 - Other human health activities	12	4,154
7499 - Non-trading company	10	10,955
9305 - Other service activities	10	9,063
7222 - Other software consultancy and supply	9	7,143
96020 - Hairdressing and other beauty treatment	9	2,091
43210 - Electrical installation	8	3,085
68209 - Other letting and operating of own or leased real estate	8	3,790
62020 - Information technology consultancy activities	8	10,545
62090 - Other information technology service activities	8	7,095
8514 - Other human health activities	7	2,515
74909 - Other professional, scientific and technical activities not elsewhere classified	7	7,835
68320 - Management of real estate on a fee or contract basis	7	3,095