

Staines

2012 half year business confidence report



headlines

- Q2 2012 saw a new record in company registrations in Staines when compared to any previous Q2.
- Q2 2012 saw a new record in net growth in Staines when compared to any previous Q2.
- May 2012 saw a new record in net growth in Staines when compared to any previous May.

contents

new company registrations

closed companies (dissolved)

net company growth

uk company share

director age

director gender

naming trends

sic data

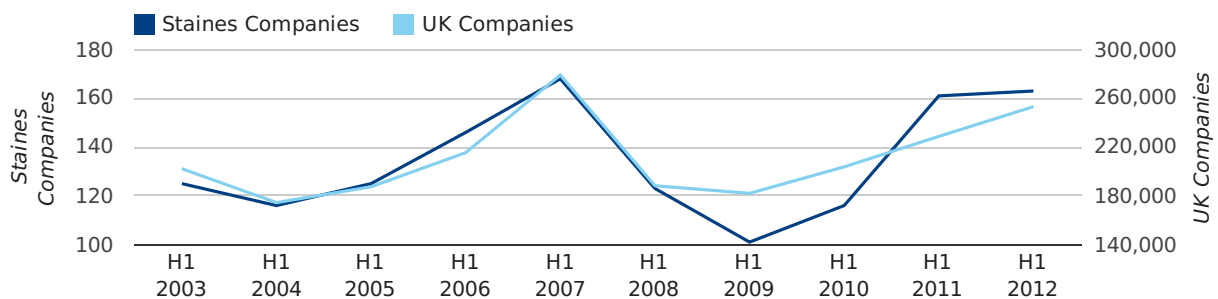
Half Year Data (Jan-Jun 2012)

In the first half of 2012 a total of 163 companies were formed in Staines. This figure is 1.2% higher than last year, which compares badly to the UK wide figure of 10.7%.

The highest total for a first half year in Staines occurred in 2007 when a total of 168 were formed.

| HALF YEAR (JAN-JUN) | STAINES | UK |
|---------------------|------------|----------------|
| 2012 | 163 | 253,150 |
| 2011 | 161 | 228,735 |
| % CHANGE | 1.2% | 10.7% |
| RECORD YEAR | 2007 (168) | 2007 (279,097) |

new companies by half year



Quarterly Data (Q2 Apr-Jun 2012)

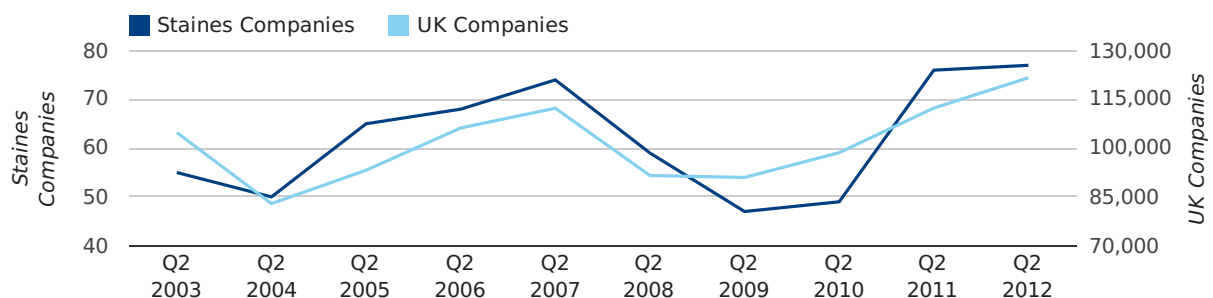
Q2 2012 saw a new record in company registrations in Staines when compared to any previous Q2.

A total of 77 companies were registered in Staines during the second quarter of 2012 (Apr 2012 - Jun 2012).

This figure is an increase of 1.3% versus the same period last year (Q2 2011). This figure compares badly to the UK as a whole, which saw an increase of 8.3% against the same period last year.

| SECOND QUARTER (APR 2012 - JUN 2012) | STAINES | UK |
|--------------------------------------|-----------|----------------|
| 2012 | 77 | 121,659 |
| 2011 | 76 | 112,344 |
| % CHANGE | 1.3% | 8.3% |
| RECORD YEAR | 2012 (77) | 2012 (121,659) |

new companies by quarter



Monthly Data (Apr, May & Jun 2012)

new companies by month



| | APRIL | MAY | JUNE |
|-----------------------|-----------|-----------|-----------|
| NEW COMPANIES IN 2012 | 23 | 28 | 26 |
| NEW COMPANIES IN 2011 | 23 | 27 | 26 |
| % CHANGE | 0.0% | 3.7% | 0.0% |
| RECORD YEAR | 2006 (30) | 2007 (29) | 1995 (30) |

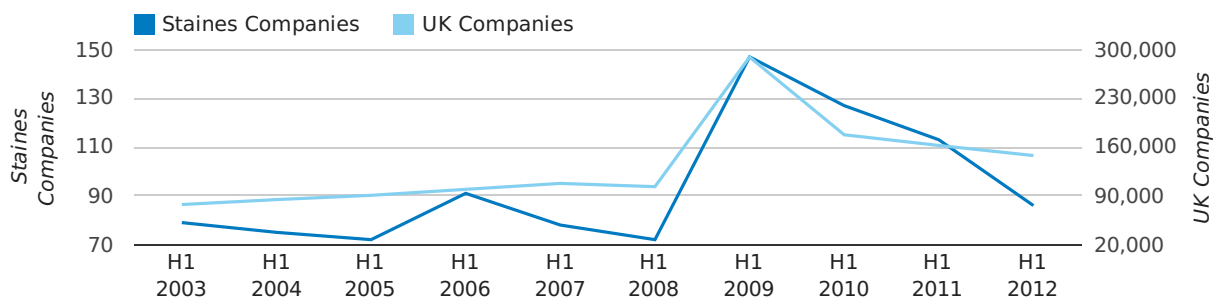
Half Year Data (Jan-Jun 2012)

In the first half of 2012 a total of 86 companies were dissolved in Staines. This figure is 23.9% lower than last year, which compares well to the UK wide change of -8.9%.

The highest total for a first half year in Staines occurred in 2009 when a total of 147 were closed.

| HALF YEAR (JAN-JUN) | STAINES | UK |
|---------------------|------------|----------------|
| 2012 | 86 | 147,793 |
| 2011 | 113 | 162,310 |
| % CHANGE | -23.9% | -8.9% |
| RECORD YEAR | 2009 (147) | 2009 (289,236) |

dissolved companies by half year



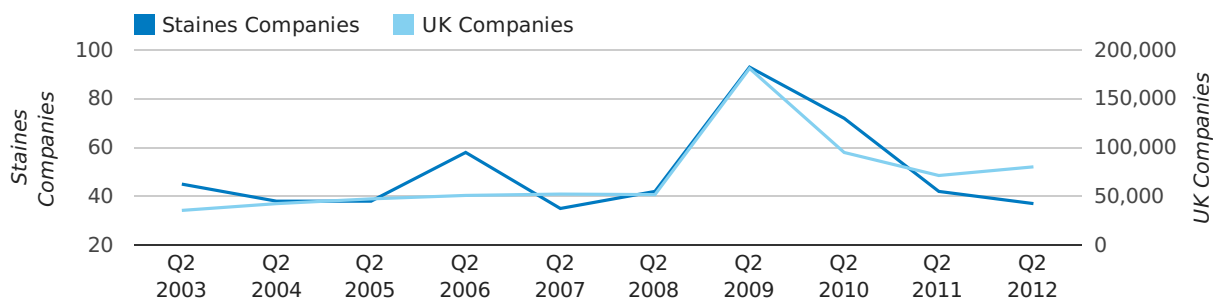
Quarterly Data (Q2 Apr-Jun 2012)

A total of 37 companies were dissolved in Staines during the second quarter of 2012 (Apr 2012 - Jun 2012).

This figure is a decrease of 11.9% versus the same period last year (Q2 2011). This figure compares well to the UK as a whole, which saw an increase of 12.5% against the same period last year.

| SECOND QUARTER (APR 2012 - JUN 2012) | STAINES | UK |
|--------------------------------------|-----------|----------------|
| 2012 | 37 | 80,217 |
| 2011 | 42 | 71,324 |
| % CHANGE | -11.9% | 12.5% |
| RECORD YEAR | 2009 (93) | 2009 (181,176) |

dissolved companies by quarter



Monthly Data (Apr, May & Jun 2012)

dissolved companies by month



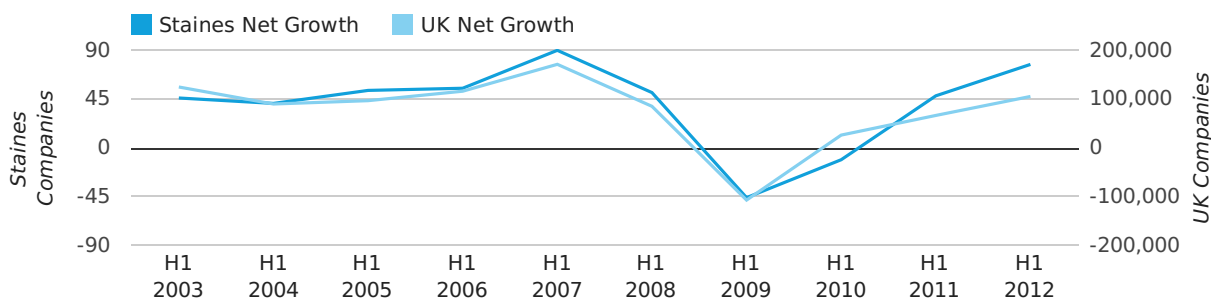
| | APRIL | MAY | JUNE |
|--------------------------|-----------|-----------|-----------|
| CLOSED COMPANIES IN 2012 | 11 | 15 | 11 |
| CLOSED COMPANIES IN 2011 | 7 | 20 | 15 |
| % CHANGE | 57.1% | -25.0% | -27% |
| RECORD YEAR | 2006 (39) | 2009 (47) | 2010 (28) |

Half Year Data (Jan-Jun 2012)

In the first half of 2012 the company register for Staines increased by 77 companies. This figure is 60.4% higher than last year, which compares equally to a UK increase of 58.6%.

| HALF YEAR (JAN-JUN) | STAINES | UK |
|---------------------|-----------|----------------|
| 2012 | 77 | 105,357 |
| 2011 | 48 | 66,425 |
| % CHANGE | 60.4% | 58.6% |
| RECORD YEAR | 2007 (90) | 2007 (171,296) |

net growth by half year



Quarterly Data (Q2 Apr-Jun 2012)

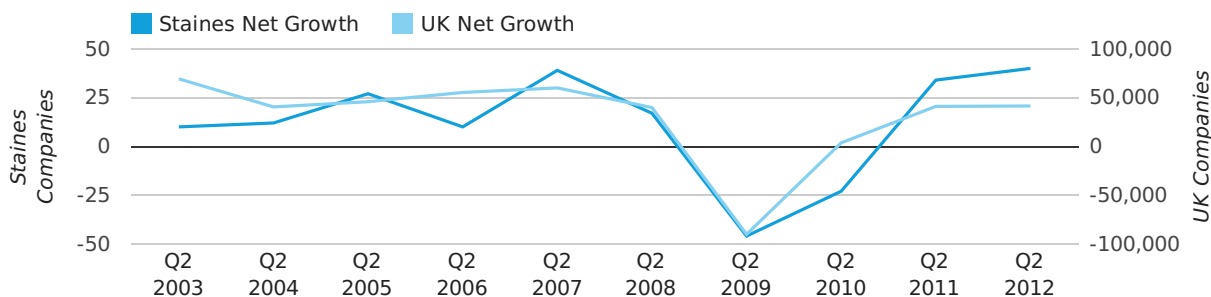
Q2 2012 saw a new record in net growth in Staines when compared to any previous Q2.

Net company growth for Staines during the second quarter of 2012 (Apr 2012 - Jun 2012) was 40 companies.

This represents an increase of 17.6% on the same period last year.

| SECOND QUARTER (APR 2012 - JUN 2012) | STAINES | UK |
|--------------------------------------|-----------|---------------|
| 2012 | 40 | 41,442 |
| 2011 | 34 | 41,020 |
| % CHANGE | 17.6% | 1.0% |
| RECORD YEAR | 2012 (40) | 2003 (69,274) |

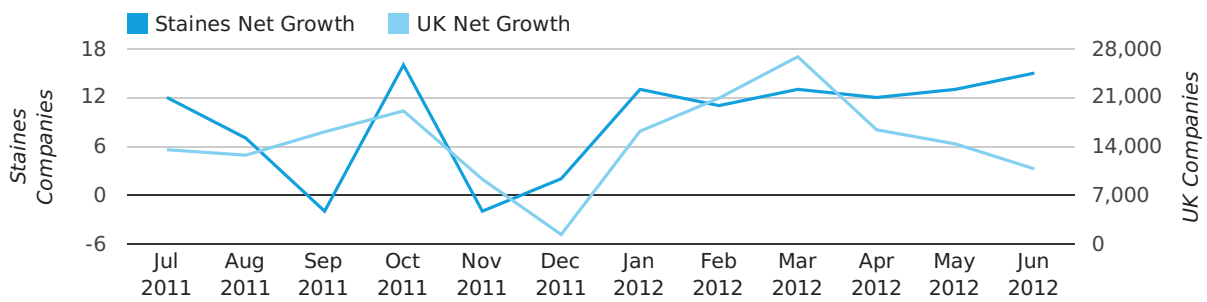
net growth by quarter



Monthly Data (Apr, May & Jun 2012)

May 2012 saw a new record in net growth in Staines when compared to any previous May.

net growth by month



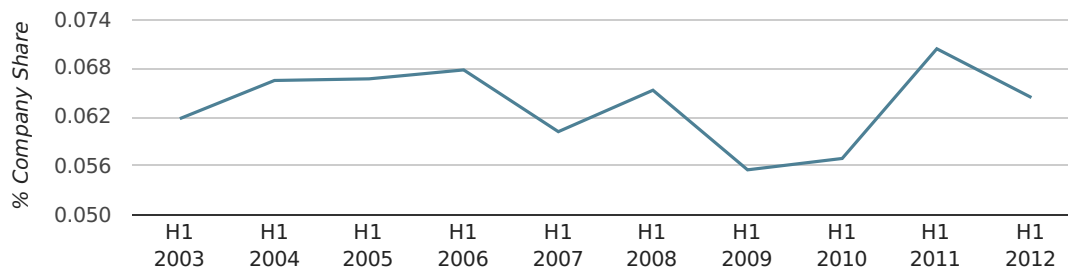
| | APRIL | MAY | JUNE |
|--------------------|-----------|-----------|-----------|
| NET GROWTH IN 2012 | 12 | 13 | 15 |
| NET GROWTH IN 2011 | 16 | 7 | 11 |
| % CHANGE | -25.0% | 85.7% | 36.4% |
| RECORD YEAR | 2000 (17) | 2012 (13) | 2003 (21) |

Half Year Data (Jan-Jun 2012)

In the first half of 2012 Staines formed 0.1% of all UK companies. This is the same as the 2011 figure of 0.1%.

| HALF YEAR (JAN-JUN) | STAINES |
|--------------------------|-------------|
| 2012 | 0.1% |
| 2011 | 0.1% |
| 2010 | 0.1% |
| 2009 | 0.1% |
| 2008 | 0.1% |
| RECORD YEAR (SINCE 1960) | 1966 (0.3%) |

company share by half year

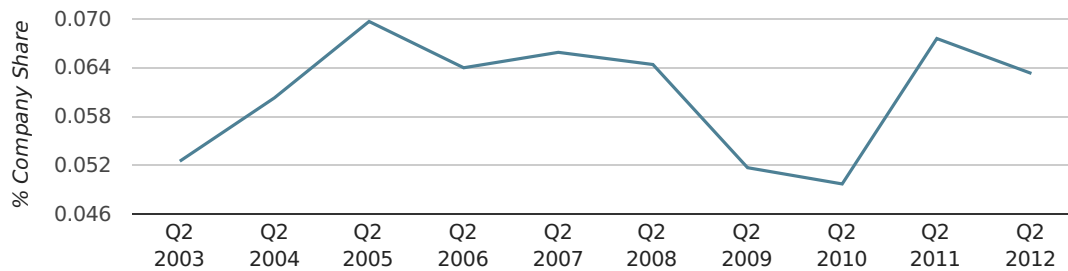


Quarterly Data (Q2 Apr-Jun 2012)

In the second quarter of 2012, Staines formed 0.1% of all UK companies.

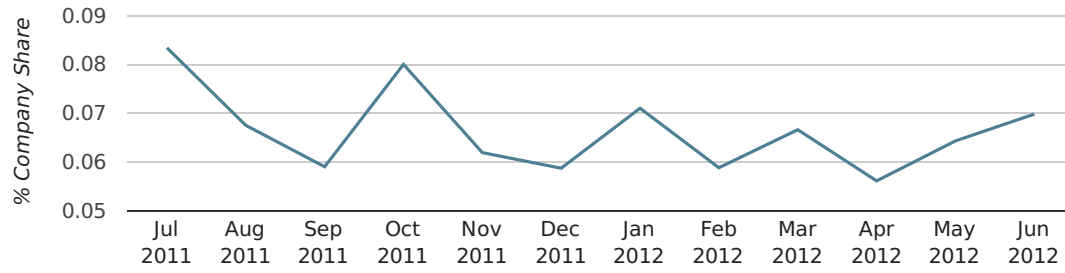
| SECOND QUARTER (APR 2012 - JUN 2012) | STAINES |
|--------------------------------------|-------------|
| 2012 | 0.1% |
| 2011 | 0.1% |
| 2010 | 0.0% |
| 2009 | 0.1% |
| 2008 | 0.1% |
| RECORD YEAR (SINCE 1960) | 1966 (0.3%) |

company share by quarter



Monthly Data (Apr, May & Jun 2012)

company share by month



| | APRIL | MAY | JUNE |
|----------------------------|-------------|-------------|-------------|
| UK FORMATION SHARE IN 2012 | 0.1% | 0.1% | 0.1% |
| UK FORMATION SHARE IN 2011 | 0.1% | 0.1% | 0.1% |
| % CHANGE | -15.7% | -9.0% | 6.9% |
| RECORD YEAR | 1967 (0.2%) | 1970 (0.3%) | 1966 (0.4%) |

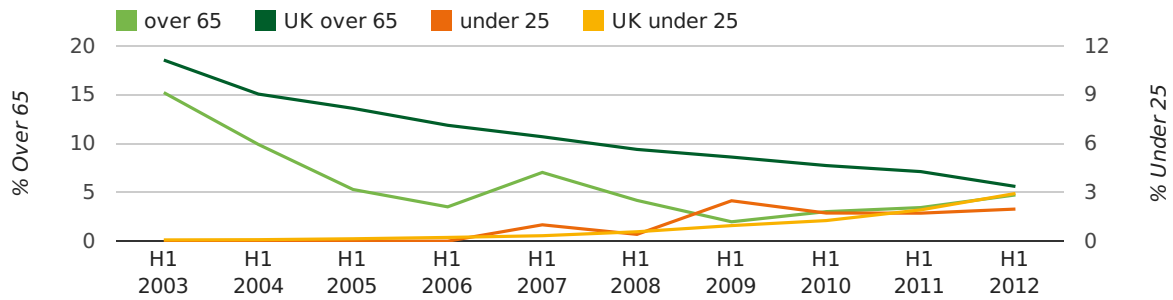
Half Year Data (Jan-Jun 2012)

The average age of a director in the first half of 2012 was 43.9.

The percentage of directors under the age of 25 was 2.0% compared to the UK figure of 4.9%.

The percentage of directors over the age of 65 was 4.7% compared to the UK figure of 3.4%.

director age by half year



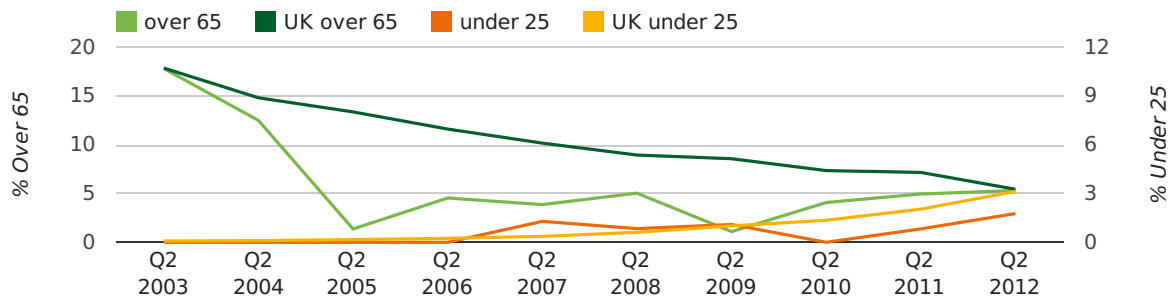
Quarterly Data (Q2 Apr-Jun 2012)

The average age of a director in the second quarter of 2012 was 43.7.

The percentage of directors under the age of 25 was 1.8% compared to the UK figure of 5.2%.

The percentage of directors over the age of 65 was 5.3% compared to the UK figure of 3.3%.

director age by quarter

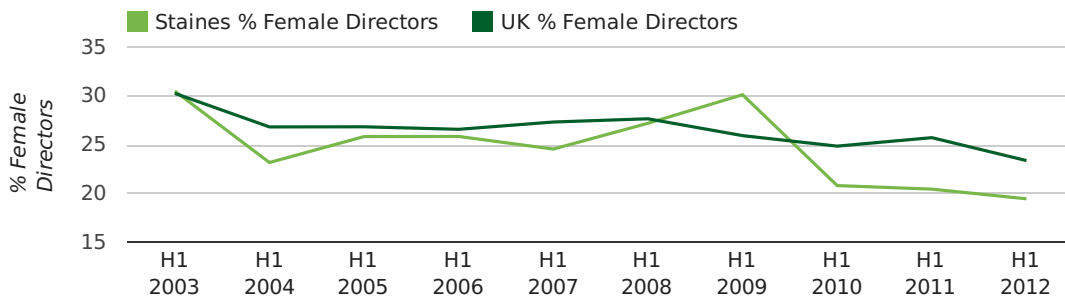


Half Year Data (Jan-Jun 2012)

The record first half year for female directors in Staines was 1857 when 40.0% of all directors were female.

19.5% of all director appointments in Staines in the first half of 2012 were female. This compares to a UK average of 23.4% for the same period.

director gender by half year

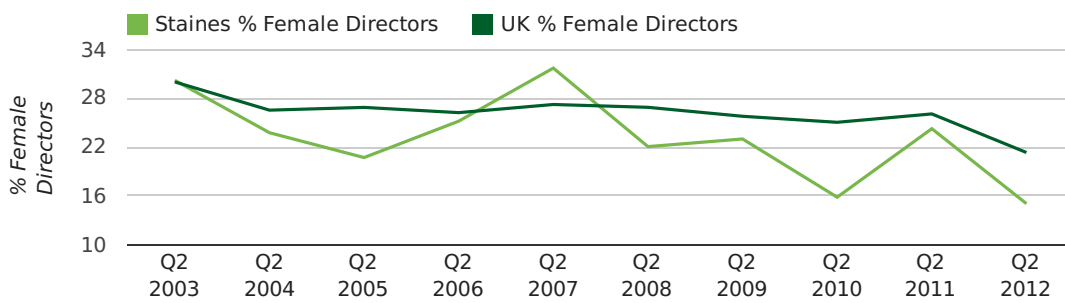


Quarterly Data (Q2 Apr-Jun 2012)

The record second quarter for female directors in Staines was in 1866 when 66.7% of all directors were female.

15.0% of all director appointments in Staines in the second quarter of 2012 were female. This compares to a UK average of 21.3% for the same period.

director gender by quarter



Previous 12 months (Jun 2011-Jun 2012)

Excluding: LIMITED, LTD, &, UK, SERVICES, THE, (UK), AND, LTD., A, LLP, SOLUTIONS, COMPANY, OF.

| WORD | PERCENTAGE | UK WORD | UK PERCENTAGE |
|--------------|------------|--------------|---------------|
| CONSULTING | 2.86% | CONSULTING | 5.07% |
| CONSULTANCY | 1.43% | MANAGEMENT | 4.74% |
| CONSTRUCTION | 1.25% | CONSULTANCY | 3.28% |
| PROPERTIES | 1.25% | PROPERTY | 2.35% |
| TECHNOLOGIES | 1.07% | TRADING | 2.10% |
| LOGISTICS | 0.89% | DESIGN | 1.89% |
| SCHOOL | 0.89% | ENGINEERING | 1.87% |
| SYSTEMS | 0.89% | ASSOCIATES | 1.82% |
| ELECTRICAL | 0.71% | CONSULTANTS | 1.78% |
| LONDON | 0.71% | CONSTRUCTION | 1.71% |
| 1 | 0.71% | BUSINESS | 1.70% |
| MANAGEMENT | 0.71% | MEDIA | 1.69% |
| HOMES | 0.71% | LONDON | 1.68% |
| HEATHROW | 0.71% | J | 1.57% |
| SOUTHERN | 0.71% | GLOBAL | 1.51% |
| TECHNOLOGY | 0.71% | INVESTMENTS | 1.48% |
| TRADING | 0.54% | IT | 1.42% |
| IT | 0.54% | CARE | 1.31% |
| MARKETING | 0.54% | PROPERTIES | 1.31% |
| WENTWORTH | 0.54% | M | 1.26% |
| EVENTS | 0.54% | ELECTRICAL | 1.23% |
| J | 0.54% | BUILDING | 1.23% |
| CENTRE | 0.54% | SECURITY | 1.19% |
| P | 0.54% | S | 1.18% |
| LOANS | 0.54% | ENTERPRISES | 1.17% |

Previous 36 months, excluding companies less than 12 months old

| SIC CODE | NUMBER OF COMPANIES | UK COMPANIES |
|--|---------------------|--------------|
| None Supplied | 129 | 244,457 |
| 62020 - Information technology consultancy activities | 29 | 15,280 |
| 7487 - Other business activities | 23 | 47,029 |
| 82990 - Other business support service activities not elsewhere classified | 20 | 35,447 |
| 99999 - Dormant Company | 20 | 26,088 |
| 70229 - Management consultancy activities other than financial management | 16 | 20,390 |
| 62012 - Business and domestic software development | 11 | 4,742 |
| 7222 - Other software consultancy and supply | 10 | 6,356 |
| 74909 - Other professional, scientific and technical activities not elsewhere classified | 10 | 10,271 |
| 9999 - Dormant Company | 9 | 16,469 |
| 7414 - Business & management consultancy | 8 | 10,978 |
| 9305 - Other service activities | 7 | 7,926 |
| 62090 - Other information technology service activities | 7 | 8,258 |
| 96090 - Other service activities not elsewhere classified | 6 | 14,220 |
| 7260 - Other computer related activities | 6 | 6,456 |
| 63990 - Other information service activities not elsewhere classified | 5 | 2,456 |
| 43210 - Electrical installation | 4 | 3,557 |
| 74100 - specialised design activities | 4 | 2,028 |
| 74990 - Non-trading company | 4 | 9,706 |
| 71129 - Other engineering activities | 4 | 2,453 |