

Stockton-On-Tees

q1 2011 business confidence report



headlines

- Q1 2011 saw a new record in company closures in Stockton-On-Tees when compared to any previous Q1.
- February 2011 saw a new record in company closures in Stockton-On-Tees when compared to any previous February.
- January 2011 saw a new record in company closures in Stockton-On-Tees when compared to any previous January.

contents

new company registrations

closed companies (dissolved)

net company growth

uk company share

director age

director gender

naming trends

sic data

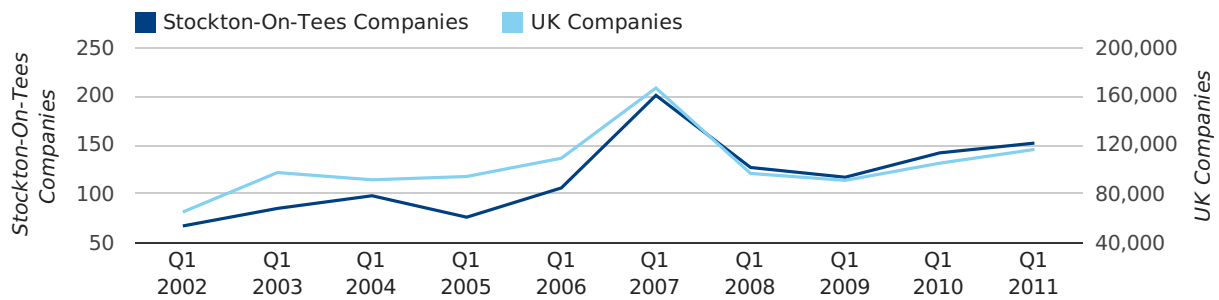
Quarterly Data (Q1 Jan-Mar 2011)

A total of 152 companies were registered in Stockton-On-Tees during the first quarter of 2011 (Jan 2011 - Mar 2011).

This figure is an increase of 7.0% versus the same period last year (Q1 2010). This figure compares equally to the UK as a whole, which saw an increase of 10.7% against the same period last year.

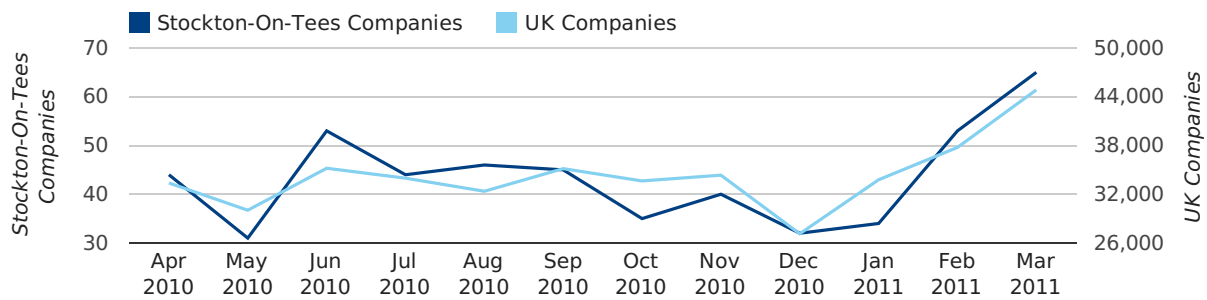
FIRST QUARTER (JAN 2011 - MAR 2011)	STOCKTON-ON-TEES	UK
2011	152	116,391
2010	142	105,137
% CHANGE	7.0%	10.7%
RECORD YEAR	2007 (201)	2007 (166,814)

new companies by quarter



Monthly Data (Jan, Feb & Mar 2011)

new companies by month



	JANUARY	FEBRUARY	MARCH
NEW COMPANIES IN 2011	34	53	65
NEW COMPANIES IN 2010	44	51	47
% CHANGE	-22.7%	3.9%	38.3%
RECORD YEAR	2010 (44)	2007 (70)	2007 (93)

Quarterly Data (Q1 Jan-Mar 2011)

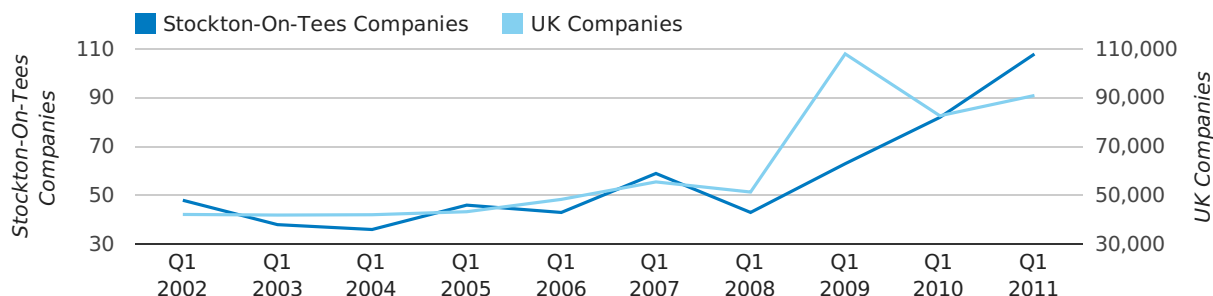
Q1 2011 saw a new record in company closures in Stockton-On-Tees when compared to any previous Q1.

A total of 108 companies were dissolved in Stockton-On-Tees during the first quarter of 2011 (Jan 2011 - Mar 2011).

This figure is an increase of 31.7% versus the same period last year (Q1 2010). This figure compares poorly to the UK as a whole, which saw an increase of 10.0% against the same period last year.

FIRST QUARTER (JAN 2011 - MAR 2011)	STOCKTON-ON-TEES	UK
2011	108	90,986
2010	82	82,677
% CHANGE	31.7%	10.0%
RECORD YEAR	2011 (108)	2009 (108,060)

dissolved companies by quarter

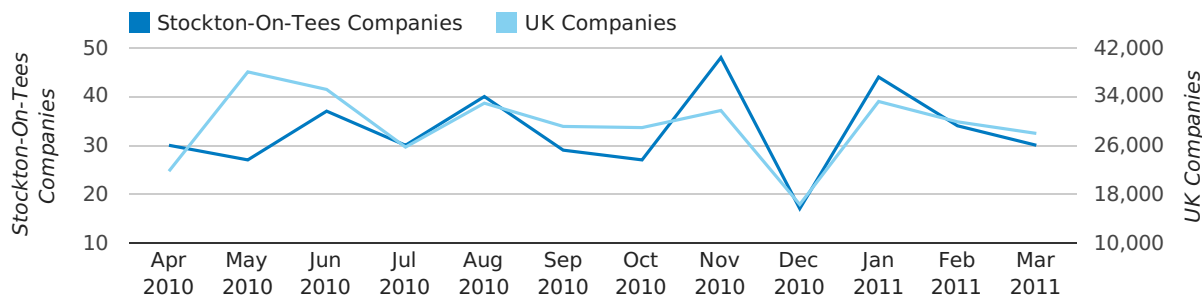


Monthly Data (Jan, Feb & Mar 2011)

February 2011 saw a new record in company closures in Stockton-On-Tees when compared to any previous February.

January 2011 saw a new record in company closures in Stockton-On-Tees when compared to any previous January.

dissolved companies by month



	JANUARY	FEBRUARY	MARCH
CLOSED COMPANIES IN 2011	44	34	30
CLOSED COMPANIES IN 2010	27	22	33
% CHANGE	63.0%	54.5%	-9%
RECORD YEAR	2011 (44)	2011 (34)	2009 (36)

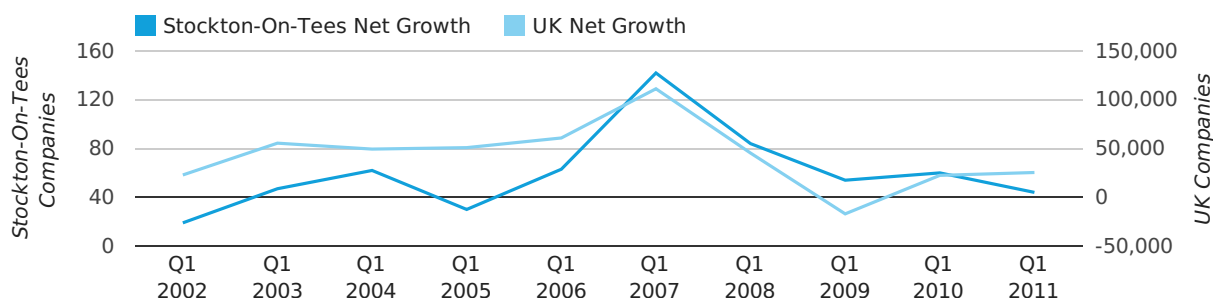
Quarterly Data (Q1 Jan-Mar 2011)

Net company growth for Stockton-On-Tees during the first quarter of 2011 (Jan 2011 - Mar 2011) was 44 companies.

This represents a decrease of 26.7% on the same period last year.

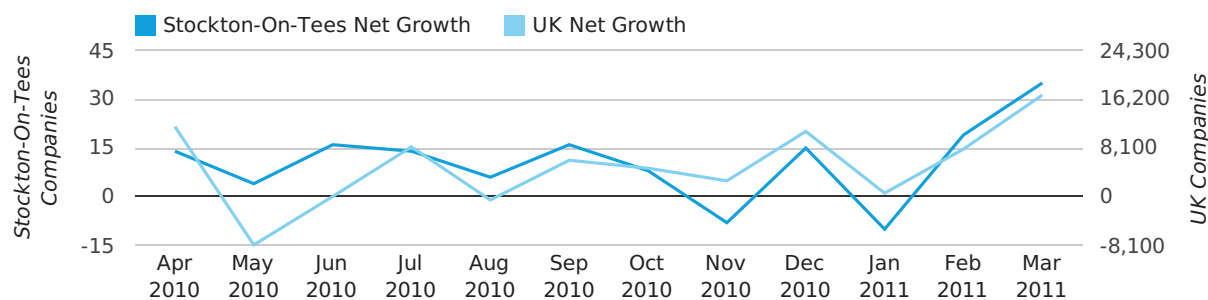
FIRST QUARTER (JAN 2011 - MAR 2011)	STOCKTON-ON-TEES	UK
2011	44	25,405
2010	60	22,460
% CHANGE	-26.7%	13.1%
RECORD YEAR	2007 (142)	2007 (111,282)

net growth by quarter



Monthly Data (Jan, Feb & Mar 2011)

net growth by month



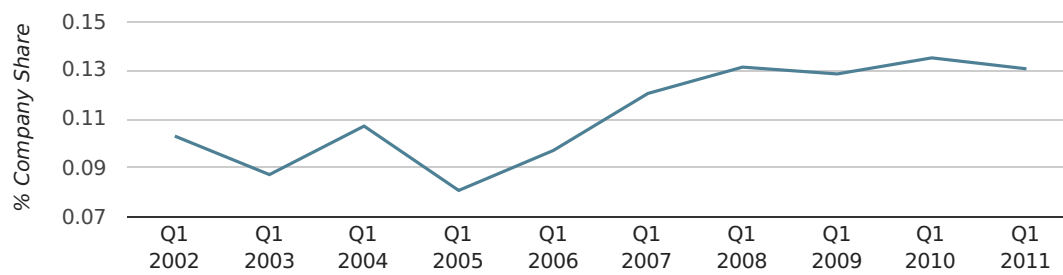
	JANUARY	FEBRUARY	MARCH
NET GROWTH IN 2011	-10	19	35
NET GROWTH IN 2010	17	29	14
% CHANGE	-158.8%	-34.5%	150.0%
RECORD YEAR	2008 (23)	2007 (51)	2007 (74)

Quarterly Data (Q1 Jan-Mar 2011)

In the first quarter of 2011, Stockton-On-Tees formed 0.1% of all UK companies.

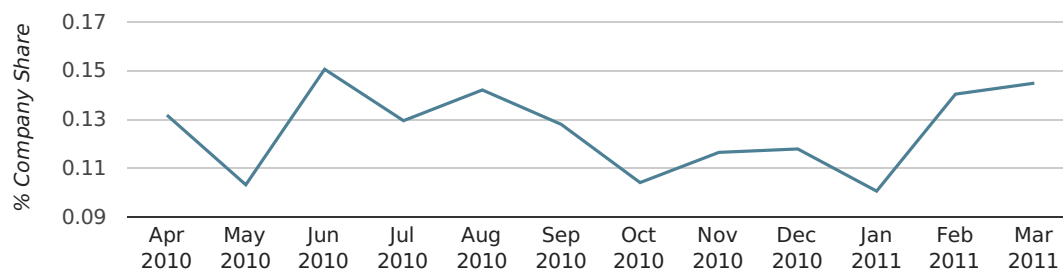
FIRST QUARTER (JAN 2011 - MAR 2011)	STOCKTON-ON-TEES
2011	0.1%
2010	0.1%
2009	0.1%
2008	0.1%
2007	0.1%
RECORD YEAR (SINCE 1960)	1991 (0.2%)

company share by quarter



Monthly Data (Jan, Feb & Mar 2011)

company share by month



	JANUARY	FEBRUARY	MARCH
UK FORMATION SHARE IN 2011	0.1%	0.1%	0.1%
UK FORMATION SHARE IN 2010	0.2%	0.2%	0.1%
% CHANGE	-33.4%	-8.5%	31.8%
RECORD YEAR	1968 (0.5%)	1971 (0.4%)	1981 (0.3%)

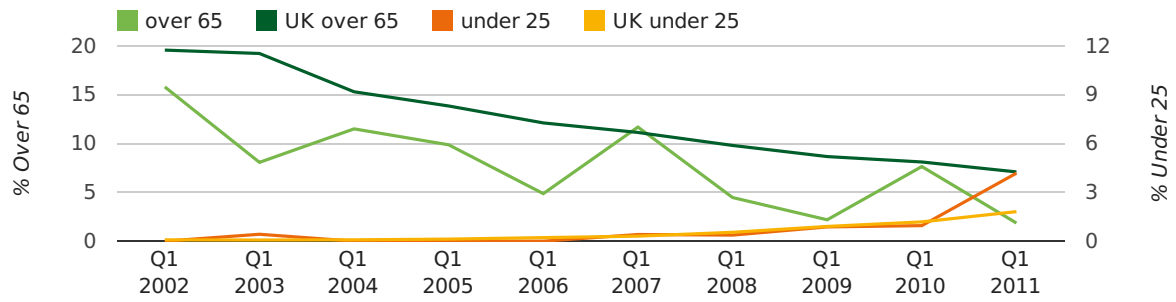
Quarterly Data (Q1 Jan-Mar 2011)

The average age of a director in the first quarter of 2011 was 43.5.

The percentage of directors under the age of 25 was 4.2% compared to the UK figure of 3.0%.

The percentage of directors over the age of 65 was 1.9% compared to the UK figure of 4.3%.

director age by quarter

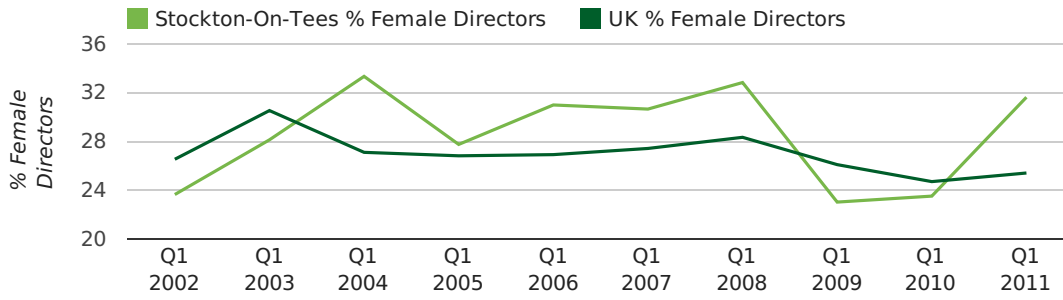


Quarterly Data (Q1 Jan-Mar 2011)

The record first quarter for female directors in Stockton-On-Tees was in 1861 when 40.0% of all directors were female.

31.6% of all director appointments in Stockton-On-Tees in the first quarter of 2011 were female. This compares to a UK average of 25.4% for the same period.

director gender by quarter



Previous 12 months (Mar 2010-Mar 2011)

Excluding: LIMITED, LTD, &, UK, SERVICES, THE, (UK), AND, LTD., A, LLP, SOLUTIONS, COMPANY, OF.

WORD	PERCENTAGE	UK WORD	UK PERCENTAGE
ENGINEERING	2.90%	CONSULTING	5.04%
INSPECTION	1.51%	MANAGEMENT	4.97%
G	1.39%	CONSULTANCY	3.16%
MANAGEMENT	1.28%	PROPERTY	2.38%
NORTH	1.16%	TRADING	2.10%
TRADING	1.05%	DESIGN	1.93%
DESIGN	0.93%	ASSOCIATES	1.92%
ENERGY	0.93%	BUSINESS	1.87%
EAST	0.93%	CONSTRUCTION	1.80%
CONSULTANCY	0.93%	CONSULTANTS	1.76%
CONSULTANTS	0.81%	MEDIA	1.69%
PROPERTY	0.70%	ENGINEERING	1.61%
ELECTRICAL	0.70%	LONDON	1.60%
CLEANING	0.70%	CARE	1.45%
J	0.70%	J	1.45%
M	0.70%	GLOBAL	1.44%
S	0.58%	INVESTMENTS	1.43%
(NORTH	0.58%	IT	1.41%
EAST)	0.58%	PROPERTIES	1.36%
DEVELOPMENTS	0.58%	BUILDING	1.34%
TEES	0.58%	M	1.30%
MARKETING	0.58%	ELECTRICAL	1.28%
TRANSPORT	0.58%	S	1.24%
SYSTEMS	0.58%	INTERNATIONAL	1.23%
CARE	0.58%	SYSTEMS	1.23%

Previous 36 months, excluding companies less than 12 months old

SIC CODE	NUMBER OF COMPANIES	UK COMPANIES
None Supplied	213	202,798
7487 - Other business activities	99	60,968
82990 - Other business support service activities not elsewhere classified	32	30,253
70229 - Management consultancy activities other than financial management	31	16,150
74909 - Other professional, scientific and technical activities not elsewhere classified	30	7,788
9999 - Dormant Company	20	19,765
7414 - Business & management consultancy	18	12,916
99999 - Dormant Company	17	18,336
43999 - Other specialised construction activities not elsewhere classified	13	3,097
9305 - Other service activities	11	8,740
43210 - Electrical installation	11	3,172
7499 - Non-trading company	10	11,316
7260 - Other computer related activities	10	7,789
4521 - General construction & civil engineering	9	6,183
86900 - Other human health activities	9	4,092
5020 - Maintenance & repair of motors	8	1,397
7222 - Other software consultancy and supply	8	7,000
71129 - Other engineering activities	8	1,590
96090 - Other service activities not elsewhere classified	8	10,085
62090 - Other information technology service activities	7	6,996