

Stratford-Upon-Avon

2012 half year business confidence report



contents

new company registrations

closed companies (dissolved)

net company growth

uk company share

director age

director gender

naming trends

sic data

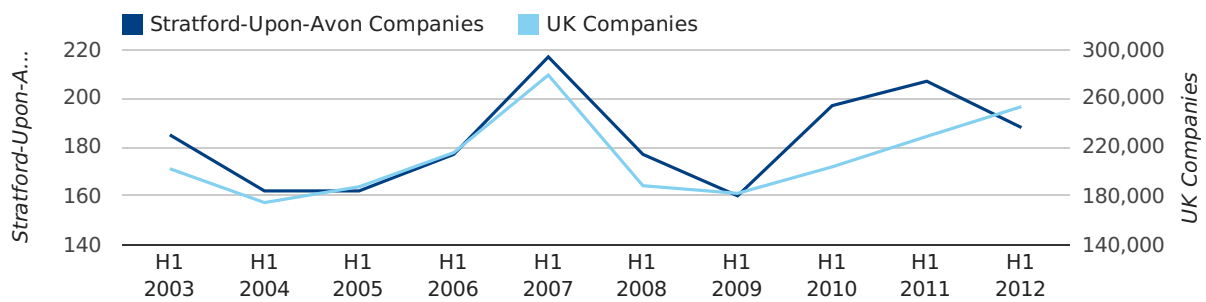
Half Year Data (Jan-Jun 2012)

In the first half of 2012 a total of 188 companies were formed in Stratford-Upon-Avon. This figure is 9.2% lower than last year, which compares badly to the UK wide figure of 10.7%.

The highest total for a first half year in Stratford-Upon-Avon occurred in 2007 when a total of 217 were formed.

HALF YEAR (JAN-JUN)	STRATFORD-UPON-AVON	UK
2012	188	253,150
2011	207	228,735
% CHANGE	-9.2%	10.7%
RECORD YEAR	2007 (217)	2007 (279,097)

new companies by half year



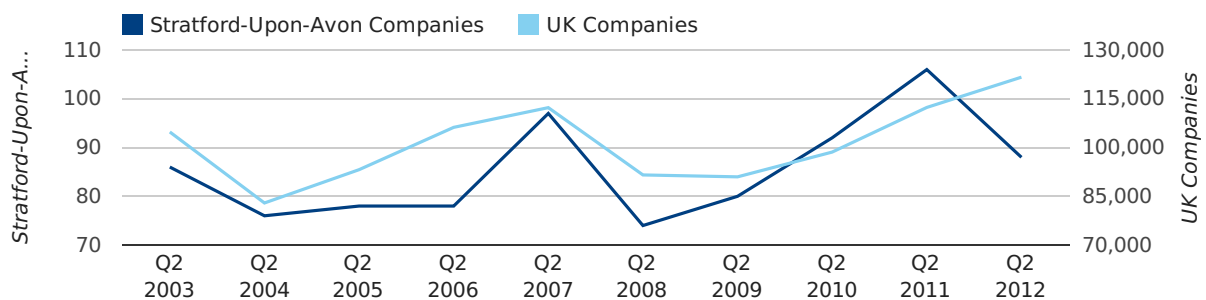
Quarterly Data (Q2 Apr-Jun 2012)

A total of 88 companies were registered in Stratford-Upon-Avon during the second quarter of 2012 (Apr 2012 - Jun 2012).

This figure is a decrease of 17.0% versus the same period last year (Q2 2011). This figure compares badly to the UK as a whole, which saw an increase of 8.3% against the same period last year.

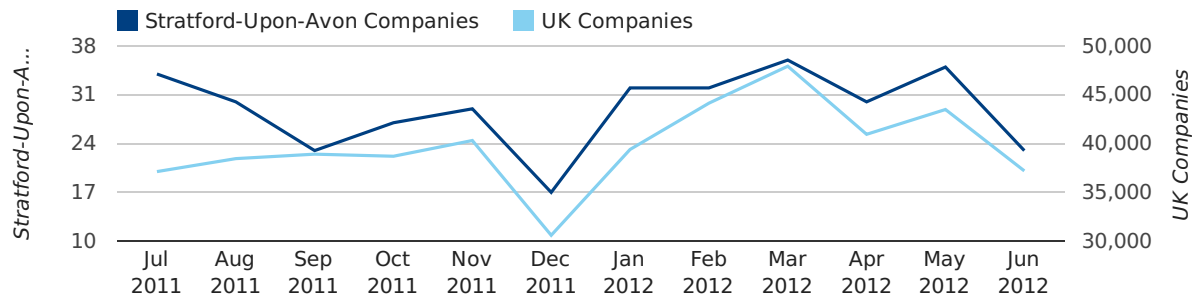
SECOND QUARTER (APR 2012 - JUN 2012)	STRATFORD-UPON-AVON	UK
2012	88	121,659
2011	106	112,344
% CHANGE	-17.0%	8.3%
RECORD YEAR	2011 (106)	2012 (121,659)

new companies by quarter



Monthly Data (Apr, May & Jun 2012)

new companies by month



	APRIL	MAY	JUNE
NEW COMPANIES IN 2012	30	35	23
NEW COMPANIES IN 2011	26	40	40
% CHANGE	15.4%	-12.5%	-42.5%
RECORD YEAR	2003 (34)	2011 (40)	2011 (40)

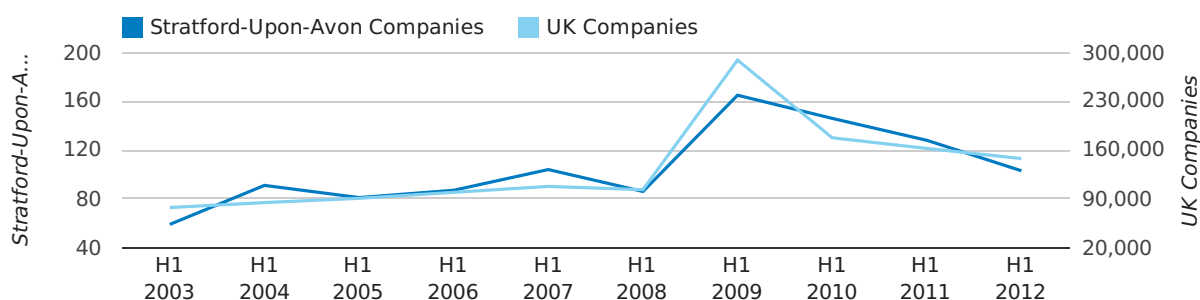
Half Year Data (Jan-Jun 2012)

In the first half of 2012 a total of 103 companies were dissolved in Stratford-Upon-Avon. This figure is 19.5% lower than last year, which compares well to the UK wide change of -8.9%.

The highest total for a first half year in Stratford-Upon-Avon occurred in 2009 when a total of 165 were closed.

HALF YEAR (JAN-JUN)	STRATFORD-UPON-AVON	UK
2012	103	147,793
2011	128	162,310
% CHANGE	-19.5%	-8.9%
RECORD YEAR	2009 (165)	2009 (289,236)

dissolved companies by half year



Quarterly Data (Q2 Apr-Jun 2012)

A total of 54 companies were dissolved in Stratford-Upon-Avon during the second quarter of 2012 (Apr 2012 - Jun 2012).

This figure is an increase of 8.0% versus the same period last year (Q2 2011). This figure compares well to the UK as a whole, which saw an increase of 12.5% against the same period last year.

SECOND QUARTER (APR 2012 - JUN 2012)	STRATFORD-UPON-AVON	UK
2012	54	80,217
2011	50	71,324
% CHANGE	8.0%	12.5%
RECORD YEAR	2009 (93)	2009 (181,176)

dissolved companies by quarter



Monthly Data (Apr, May & Jun 2012)

dissolved companies by month



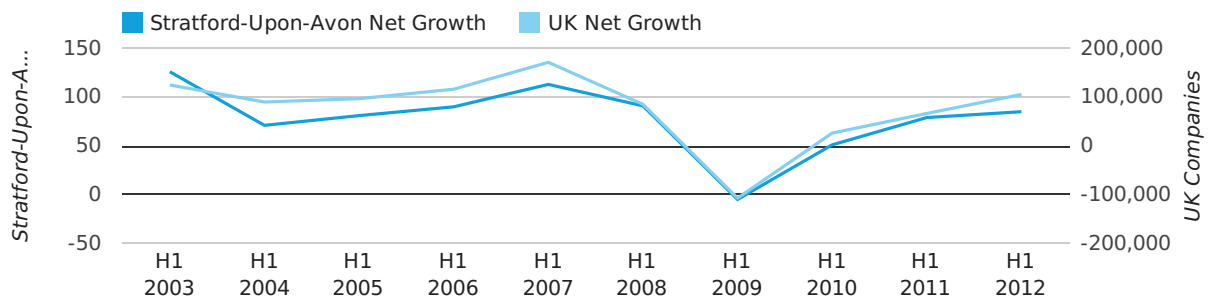
	APRIL	MAY	JUNE
CLOSED COMPANIES IN 2012	15	22	17
CLOSED COMPANIES IN 2011	13	22	15
% CHANGE	15.4%	0.0%	13%
RECORD YEAR	2009 (27)	2009 (40)	2010 (30)

Half Year Data (Jan-Jun 2012)

In the first half of 2012 the company register for Stratford-Upon-Avon increased by 85 companies. This figure is 7.6% higher than last year, which compares badly to a UK increase of 58.6%.

HALF YEAR (JAN-JUN)	STRATFORD-UPON-AVON	UK
2012	85	105,357
2011	79	66,425
% CHANGE	7.6%	58.6%
RECORD YEAR	2003 (126)	2007 (171,296)

net growth by half year



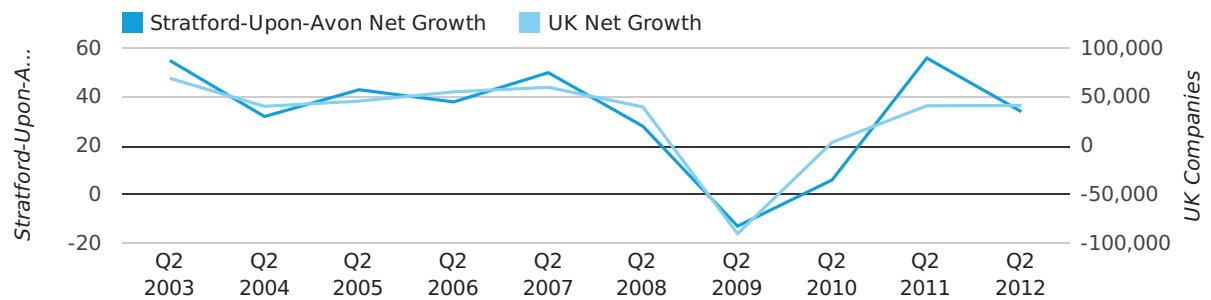
Quarterly Data (Q2 Apr-Jun 2012)

Net company growth for Stratford-Upon-Avon during the second quarter of 2012 (Apr 2012 - Jun 2012) was 34 companies.

This represents a decrease of 39.3% on the same period last year.

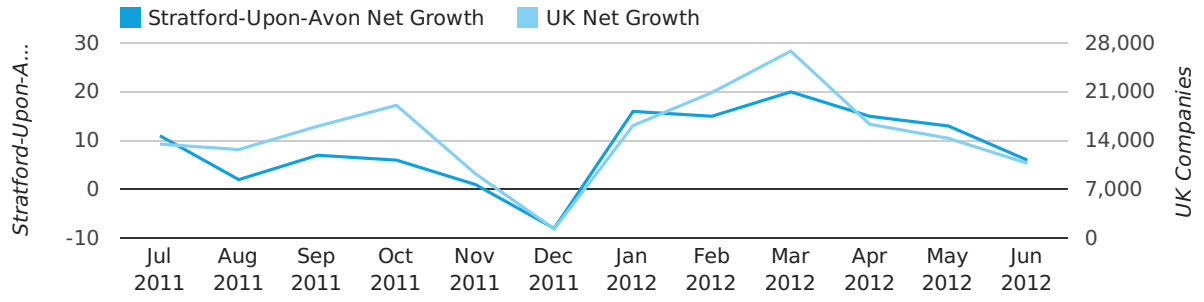
SECOND QUARTER (APR 2012 - JUN 2012)	STRATFORD-UPON-AVON	UK
2012	34	41,442
2011	56	41,020
% CHANGE	-39.3%	1.0%
RECORD YEAR	2011 (56)	2003 (69,274)

net growth by quarter



Monthly Data (Apr, May & Jun 2012)

net growth by month



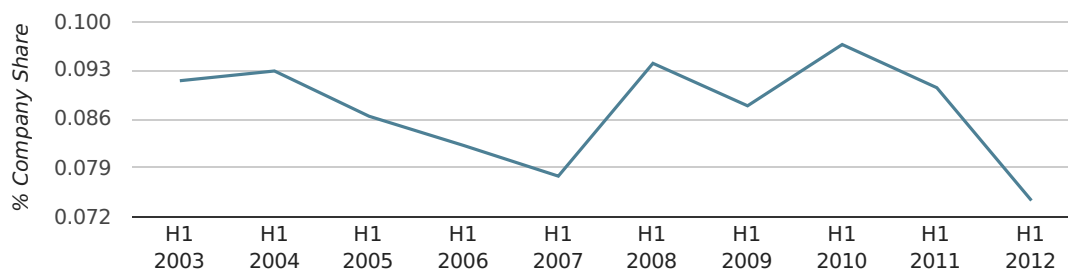
	APRIL	MAY	JUNE
NET GROWTH IN 2012	15	13	6
NET GROWTH IN 2011	13	18	25
% CHANGE	15.4%	-27.8%	-76.0%
RECORD YEAR	2007 (28)	2011 (18)	2011 (25)

Half Year Data (Jan-Jun 2012)

In the first half of 2012 Stratford-Upon-Avon formed 0.1% of all UK companies. This is the same as the 2011 figure of 0.1%.

HALF YEAR (JAN-JUN)	STRATFORD-UPON-AVON
2012	0.1%
2011	0.1%
2010	0.1%
2009	0.1%
2008	0.1%
RECORD YEAR (SINCE 1960)	1966 (0.2%)

company share by half year

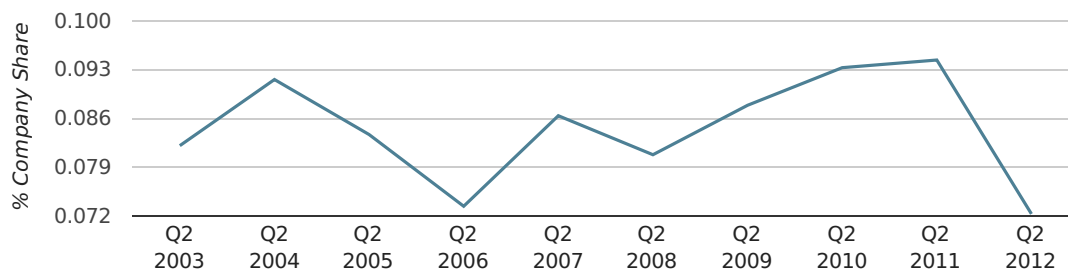


Quarterly Data (Q2 Apr-Jun 2012)

In the second quarter of 2012, Stratford-Upon-Avon formed 0.1% of all UK companies.

SECOND QUARTER (APR 2012 - JUN 2012)	STRATFORD-UPON-AVON
2012	0.1%
2011	0.1%
2010	0.1%
2009	0.1%
2008	0.1%
RECORD YEAR (SINCE 1960)	1979 (0.2%)

company share by quarter



Monthly Data (Apr, May & Jun 2012)

company share by month



	APRIL	MAY	JUNE
UK FORMATION SHARE IN 2012	0.1%	0.1%	0.1%
UK FORMATION SHARE IN 2011	0.1%	0.1%	0.1%
% CHANGE	-2.9%	-23.3%	-38.6%
RECORD YEAR	1964 (0.3%)	1972 (0.3%)	1979 (0.2%)

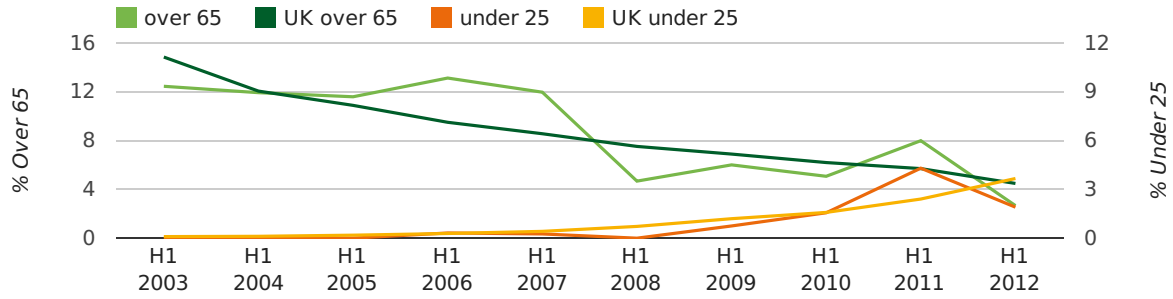
Half Year Data (Jan-Jun 2012)

The average age of a director in the first half of 2012 was 45.8.

The percentage of directors under the age of 25 was 1.9% compared to the UK figure of 4.9%.

The percentage of directors over the age of 65 was 2.7% compared to the UK figure of 3.4%.

director age by half year



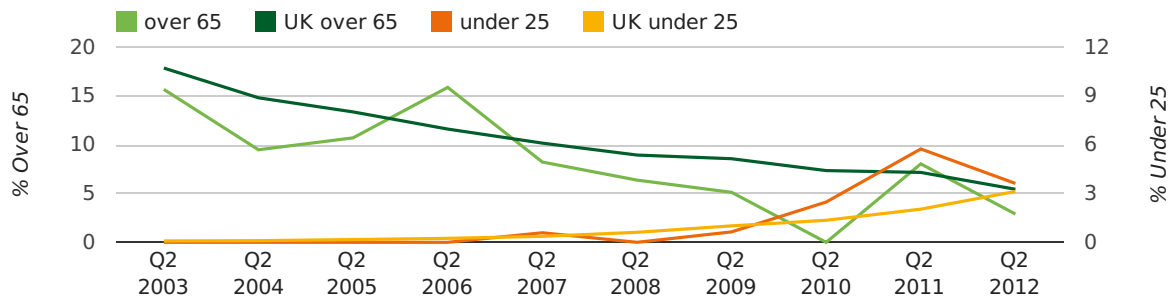
Quarterly Data (Q2 Apr-Jun 2012)

The average age of a director in the second quarter of 2012 was 45.2.

The percentage of directors under the age of 25 was 3.6% compared to the UK figure of 5.2%.

The percentage of directors over the age of 65 was 2.9% compared to the UK figure of 3.3%.

director age by quarter

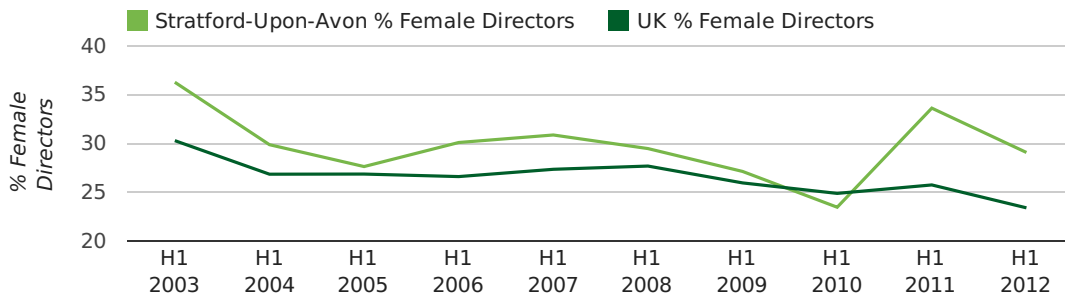


Half Year Data (Jan-Jun 2012)

The record first half year for female directors in Stratford-Upon-Avon was 1857 when 40.0% of all directors were female.

29.1% of all director appointments in Stratford-Upon-Avon in the first half of 2012 were female. This compares to a UK average of 23.4% for the same period.

director gender by half year

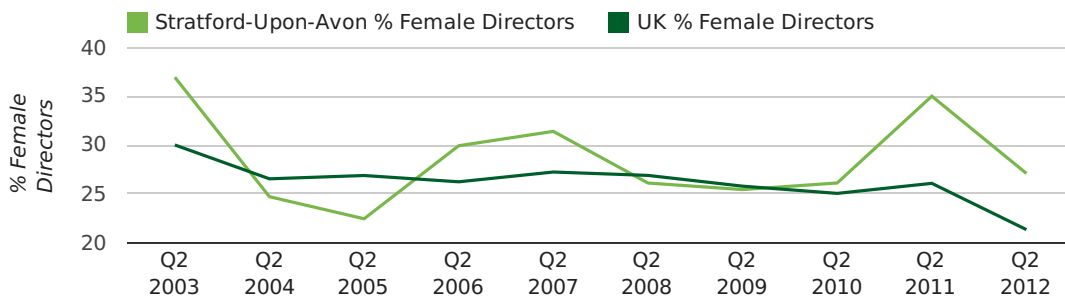


Quarterly Data (Q2 Apr-Jun 2012)

The record second quarter for female directors in Stratford-Upon-Avon was in 1866 when 66.7% of all directors were female.

27.1% of all director appointments in Stratford-Upon-Avon in the second quarter of 2012 were female. This compares to a UK average of 21.3% for the same period.

director gender by quarter



Previous 12 months (Jun 2011-Jun 2012)

Excluding: LIMITED, LTD, &, UK, SERVICES, THE, (UK), AND, LTD., A, LLP, SOLUTIONS, COMPANY, OF.

WORD	PERCENTAGE	UK WORD	UK PERCENTAGE
TECHNOLOGIES	1.38%	CONSULTING	5.07%
CONSULTING	1.23%	MANAGEMENT	4.74%
PRODUCTS	1.08%	CONSULTANCY	3.28%
J	0.92%	PROPERTY	2.35%
MANAGEMENT	0.92%	TRADING	2.10%
CONSULTANCY	0.77%	DESIGN	1.89%
DESIGN	0.77%	ENGINEERING	1.87%
STRATFORD-UPON-AVON	0.77%	ASSOCIATES	1.82%
ASSOCIATES	0.61%	CONSULTANTS	1.78%
SCHOOL	0.61%	CONSTRUCTION	1.71%
CONSTRUCTION	0.61%	BUSINESS	1.70%
ENGINEERING	0.61%	MEDIA	1.69%
ENTERPRISES	0.61%	LONDON	1.68%
COTSWOLD	0.61%	J	1.57%
CARE	0.61%	GLOBAL	1.51%
CATERING	0.46%	INVESTMENTS	1.48%
D	0.46%	IT	1.42%
GREEN	0.46%	CARE	1.31%
CAR	0.46%	PROPERTIES	1.31%
MARKETING	0.46%	M	1.26%
M	0.46%	ELECTRICAL	1.23%
HAIR	0.46%	BUILDING	1.23%
INTERIORS	0.46%	SECURITY	1.19%
TRAVEL	0.46%	S	1.18%
CONSULTANTS	0.46%	ENTERPRISES	1.17%

Previous 36 months, excluding companies less than 12 months old

SIC CODE	NUMBER OF COMPANIES	UK COMPANIES
None Supplied	143	244,457
7487 - Other business activities	37	47,029
82990 - Other business support service activities not elsewhere classified	35	35,447
99999 - Dormant Company	34	26,088
70229 - Management consultancy activities other than financial management	29	20,390
7414 - Business & management consultancy	20	10,978
62020 - Information technology consultancy activities	18	15,280
74909 - Other professional, scientific and technical activities not elsewhere classified	16	10,271
9999 - Dormant Company	11	16,469
62090 - Other information technology service activities	10	8,258
96090 - Other service activities not elsewhere classified	10	14,220
74990 - Non-trading company	9	9,706
7499 - Non-trading company	8	8,023
7260 - Other computer related activities	8	6,456
70100 - Activities of head offices	8	2,678
98000 - Residents property management	8	3,001
41100 - Development of building projects	7	5,149
93290 - Other amusement and recreation activities not elsewhere classified	7	1,751
68100 - Buying and selling of own real estate	7	3,143
47910 - Retail sale via mail order houses or via Internet	6	3,818