

Sutton Coldfield

q1 2011 business confidence report



headlines

- February 2011 saw a new record in company closures in Sutton Coldfield when compared to any previous February.
- January 2011 saw a new record in company closures in Sutton Coldfield when compared to any previous January.

contents

new company registrations

closed companies (dissolved)

net company growth

uk company share

director age

director gender

naming trends

sic data

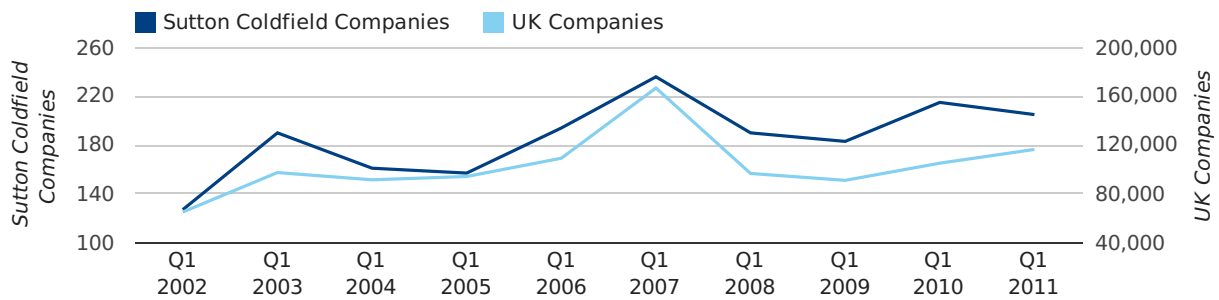
Quarterly Data (Q1 Jan-Mar 2011)

A total of 205 companies were registered in Sutton Coldfield during the first quarter of 2011 (Jan 2011 - Mar 2011).

This figure is a decrease of 4.7% versus the same period last year (Q1 2010). This figure compares badly to the UK as a whole, which saw an increase of 10.7% against the same period last year.

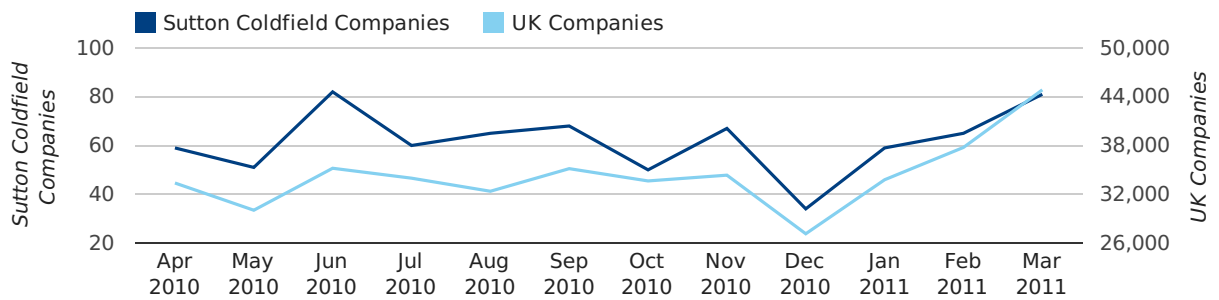
FIRST QUARTER (JAN 2011 - MAR 2011)	SUTTON COLDFIELD	UK
2011	205	116,391
2010	215	105,137
% CHANGE	-4.7%	10.7%
RECORD YEAR	2007 (236)	2007 (166,814)

new companies by quarter



Monthly Data (Jan, Feb & Mar 2011)

new companies by month



	JANUARY	FEBRUARY	MARCH
NEW COMPANIES IN 2011	59	65	81
NEW COMPANIES IN 2010	66	70	79
% CHANGE	-10.6%	-7.1%	2.5%
RECORD YEAR	2010 (66)	2006 (78)	2007 (112)

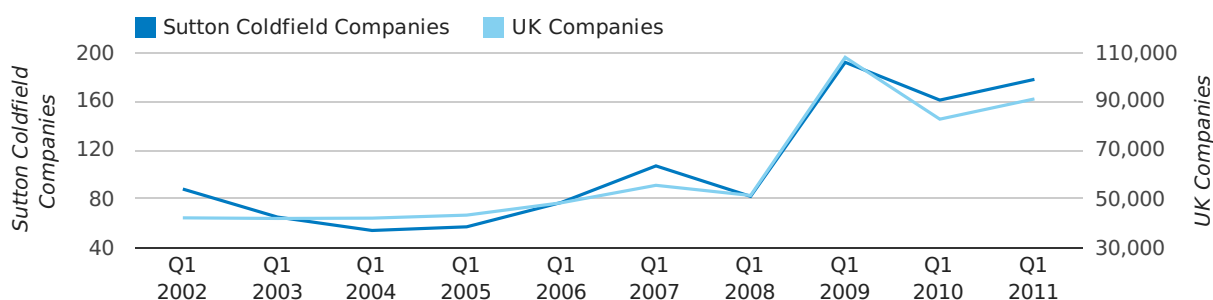
Quarterly Data (Q1 Jan-Mar 2011)

A total of 178 companies were dissolved in Sutton Coldfield during the first quarter of 2011 (Jan 2011 - Mar 2011).

This figure is an increase of 10.6% versus the same period last year (Q1 2010). This figure compares poorly to the UK as a whole, which saw an increase of 10.0% against the same period last year.

FIRST QUARTER (JAN 2011 - MAR 2011)	SUTTON COLDFIELD	UK
2011	178	90,986
2010	161	82,677
% CHANGE	10.6%	10.0%
RECORD YEAR	2009 (192)	2009 (108,060)

dissolved companies by quarter

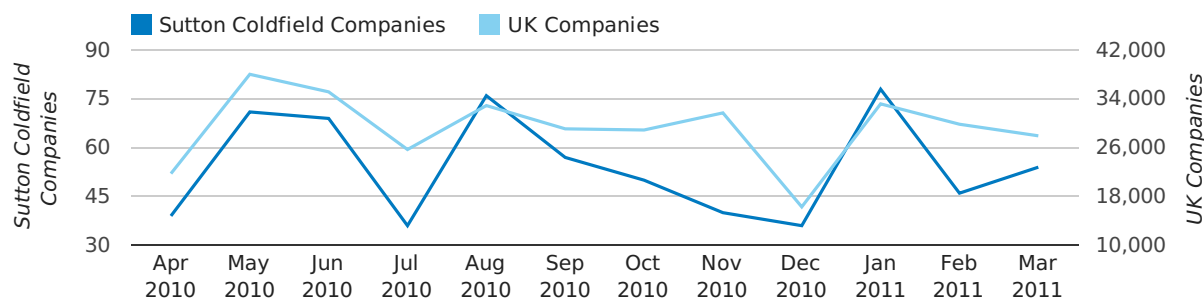


Monthly Data (Jan, Feb & Mar 2011)

February 2011 saw a new record in company closures in Sutton Coldfield when compared to any previous February.

January 2011 saw a new record in company closures in Sutton Coldfield when compared to any previous January.

dissolved companies by month



	JANUARY	FEBRUARY	MARCH
CLOSED COMPANIES IN 2011	78	46	54
CLOSED COMPANIES IN 2010	43	43	75
% CHANGE	81.4%	7.0%	-28%
RECORD YEAR	2011 (78)	2011 (46)	2009 (109)

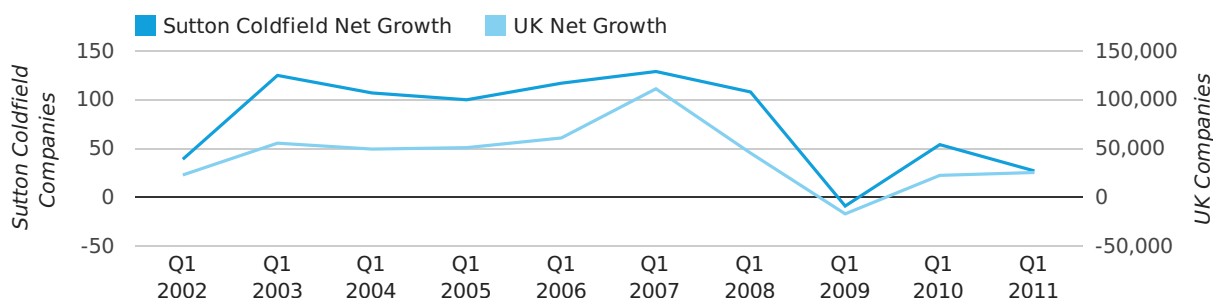
Quarterly Data (Q1 Jan-Mar 2011)

Net company growth for Sutton Coldfield during the first quarter of 2011 (Jan 2011 - Mar 2011) was 27 companies.

This represents a decrease of 50.0% on the same period last year.

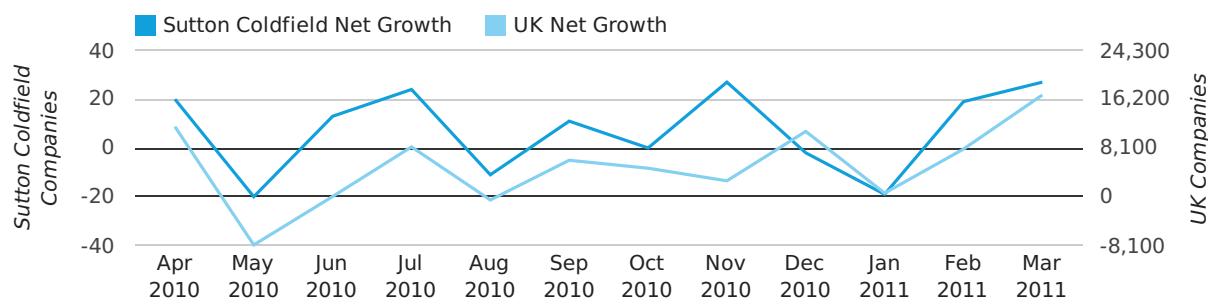
FIRST QUARTER (JAN 2011 - MAR 2011)	SUTTON COLDFIELD	UK
2011	27	25,405
2010	54	22,460
% CHANGE	-50.0%	13.1%
RECORD YEAR	2007 (129)	2007 (111,282)

net growth by quarter



Monthly Data (Jan, Feb & Mar 2011)

net growth by month



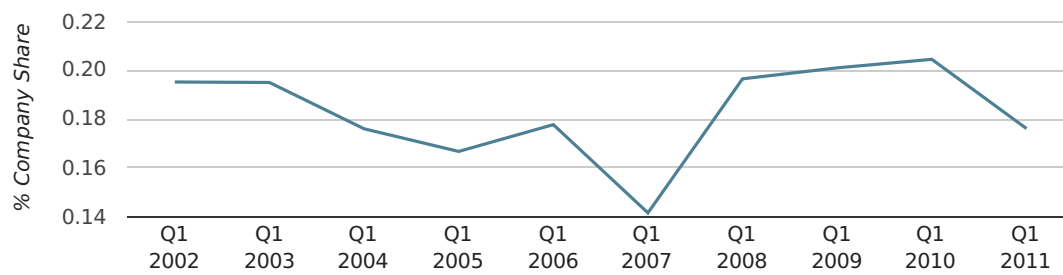
	JANUARY	FEBRUARY	MARCH
NET GROWTH IN 2011	-19	19	27
NET GROWTH IN 2010	23	27	4
% CHANGE	-182.6%	-29.6%	575.0%
RECORD YEAR	2005 (39)	2003 (55)	2007 (78)

Quarterly Data (Q1 Jan-Mar 2011)

In the first quarter of 2011, Sutton Coldfield formed 0.2% of all UK companies.

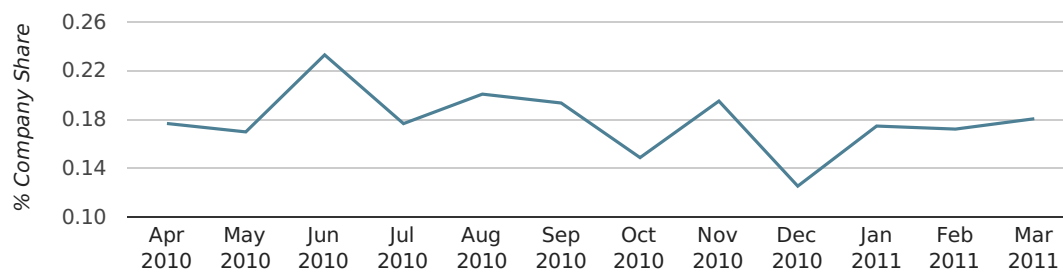
FIRST QUARTER (JAN 2011 - MAR 2011)	SUTTON COLDFIELD
2011	0.2%
2010	0.2%
2009	0.2%
2008	0.2%
2007	0.1%
RECORD YEAR (SINCE 1960)	1963 (0.5%)

company share by quarter



Monthly Data (Jan, Feb & Mar 2011)

company share by month



	JANUARY	FEBRUARY	MARCH
UK FORMATION SHARE IN 2011	0.2%	0.2%	0.2%
UK FORMATION SHARE IN 2010	0.2%	0.2%	0.2%
% CHANGE	-22.9%	-18.4%	-2.2%
RECORD YEAR	1962 (1.0%)	1963 (0.6%)	1963 (0.5%)

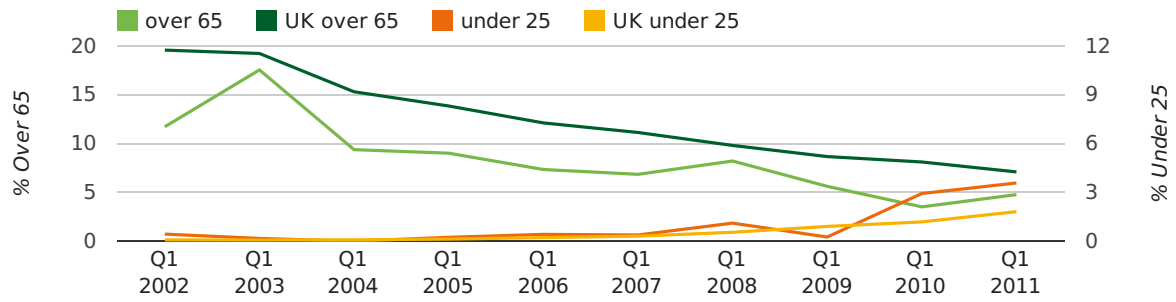
Quarterly Data (Q1 Jan-Mar 2011)

The average age of a director in the first quarter of 2011 was 44.4.

The percentage of directors under the age of 25 was 3.6% compared to the UK figure of 3.0%.

The percentage of directors over the age of 65 was 4.8% compared to the UK figure of 4.3%.

director age by quarter

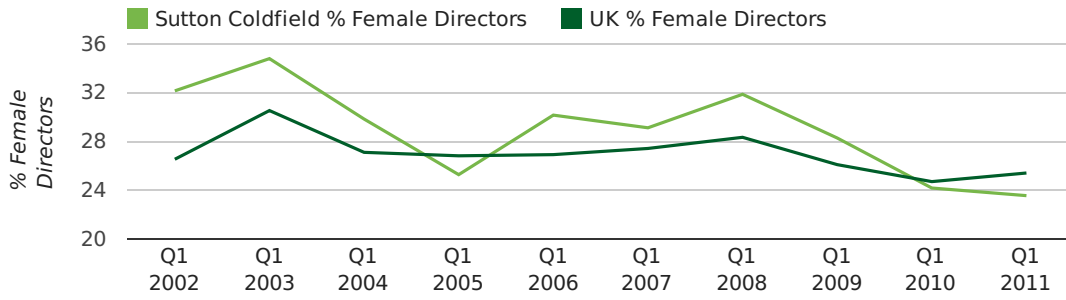


Quarterly Data (Q1 Jan-Mar 2011)

The record first quarter for female directors in Sutton Coldfield was in 1861 when 40.0% of all directors were female.

23.5% of all director appointments in Sutton Coldfield in the first quarter of 2011 were female. This compares to a UK average of 25.4% for the same period.

director gender by quarter



Previous 12 months (Mar 2010-Mar 2011)

Excluding: LIMITED, LTD, &, UK, SERVICES, THE, (UK), AND, LTD., A, LLP, SOLUTIONS, COMPANY, OF.

WORD	PERCENTAGE	UK WORD	UK PERCENTAGE
MANAGEMENT	2.08%	CONSULTING	5.04%
CONSULTANCY	1.52%	MANAGEMENT	4.97%
CONSULTING	1.28%	CONSULTANCY	3.16%
JOHNSON	1.04%	PROPERTY	2.38%
DESIGN	0.96%	TRADING	2.10%
PROPERTY	0.96%	DESIGN	1.93%
ASSOCIATES	0.88%	ASSOCIATES	1.92%
FINANCIAL	0.80%	BUSINESS	1.87%
SUTTON	0.80%	CONSTRUCTION	1.80%
J	0.72%	CONSULTANTS	1.76%
INTERNATIONAL	0.72%	MEDIA	1.69%
IT	0.72%	ENGINEERING	1.61%
(MIDLANDS)	0.72%	LONDON	1.60%
NEVILLE	0.72%	CARE	1.45%
MR	0.72%	J	1.45%
TRADING	0.64%	GLOBAL	1.44%
INVESTMENTS	0.64%	INVESTMENTS	1.43%
ELECTRICAL	0.64%	IT	1.41%
PROPERTIES	0.64%	PROPERTIES	1.36%
SYSTEMS	0.56%	BUILDING	1.34%
D	0.56%	M	1.30%
CONSULTANTS	0.56%	ELECTRICAL	1.28%
MEDICAL	0.56%	S	1.24%
MRS	0.56%	INTERNATIONAL	1.23%
PLC	0.56%	SYSTEMS	1.23%

Previous 36 months, excluding companies less than 12 months old

SIC CODE	NUMBER OF COMPANIES	UK COMPANIES
None Supplied	312	202,798
7487 - Other business activities	94	60,968
82990 - Other business support service activities not elsewhere classified	55	30,253
70229 - Management consultancy activities other than financial management	39	16,150
99999 - Dormant Company	37	18,336
62020 - Information technology consultancy activities	33	10,246
9999 - Dormant Company	32	19,765
7414 - Business & management consultancy	30	12,916
74909 - Other professional, scientific and technical activities not elsewhere classified	24	7,788
7222 - Other software consultancy and supply	22	7,000
96090 - Other service activities not elsewhere classified	19	10,085
9305 - Other service activities	18	8,740
7411 - Legal activities	17	1,275
7499 - Non-trading company	16	11,316
86210 - General medical practice activities	15	1,874
62090 - Other information technology service activities	13	6,996
74990 - Non-trading company	11	8,695
86900 - Other human health activities	11	4,092
85310 - General secondary education	11	359
7260 - Other computer related activities	10	7,789